

Date: 14th November, 2022

The Secretary National Stock Exchange of India Limited Exchange Plaza, Plot C/1, G-Block, Bandra – Kurla Complex, Bandra (E), Mumbai – 400 051. Scrip Code: GOLDTECH	The Secretary, BSE Limited Phiroze Jeejeebhoy Towers, Dalal Street, Mumbai – 400 001 Scrip Code: 531439
---	---

Dear Sirs,

Sub: Outcome of the Board Meeting dated 14th November, 2022

With reference to the cited subject matter, we would like to inform you that the Board of Directors of the Company at their meeting held on Monday the 14th day of November, 2022 at 3:00 p.m. at My Home Hub, Block No. I, 9th Floor, Hitec City, Madhapur, Hyderabad – 500081, Telangana, have, inter alia,

- ❖ Approved the standalone and consolidated un-audited Financial Results along with Limited Review Report for the second quarter ended 30th September, 2022. The said financial results were reviewed by Audit Committee and there after approved and taken on record by the Board of Directors.
- ❖ Approved the shifting of Registered Office of the Company from 1st Floor, GNR's RV Insignia Building, Image Garden Road, Madhapur, Hyderabad-500081, Telangana to My Home Hub, Block No. I, 9th Floor, Hitech City, Madhapur, Hyderabad – 500081, Telangana.
- ❖ Approved the resignation of Mr. Venkata Ramana Vedula (DIN: 02660082) as the Independent Director of the Company.
- ❖ Approved the appointment of Mr. Deepankar Tiwari (DIN: 07621583) as the Additional Director (Independent Director category) of the Company.

In this regard, please find enclosed the copies of the

- Standalone and consolidated Un-audited Financial Results along with Limited Review Report for the second quarter ended 30th September, 2022, taken on record by the Board of Directors of the Company.





PEOPLE PROCESS TECHNOLOGY

Registered Office :
1st Floor, GNR's RV Insignia Building,
Image Garden Road, Madhapur,
Hyderabad, Telangana - 500 081.
Phone : +91 40 66284999
URL : www.goldstonetech.com
GSTIN : 36AAACG7478F1ZF
CIN : L72200TG1994PLC017211
E-mail id : corporate@goldstonetech.com

Kindly note that the Board Meeting started at 3:00 P.M. and ended at 7:00 P.M.

Kindly take the aforementioned submissions on your records.

Thanking You.

Yours faithfully,

For Goldstone Technologies Limited

KOTDAWAL Digitally signed by
KOTDAWALA
A NIRALEE NIRALEE RASESH
RASESH Date: 2022.11.14
19:05:05 +05'30'

Niralee Rasesh Kotdawala
Company Secretary

Encl: a/a



GOLDSTONE TECHNOLOGIES LIMITED

CIN : L72200TG1994PLC017211 Email Id : corporate@goldstonetech.com

 1st Floor GNR's RV Insignia Building, Image Garden Road Madhapur, Hyderabad, Telangana - 500081, Ph. No 040 - 40212285, Fax +91-040-66284999
STATEMENT OF UNAUDITED STANDALONE FINANCIAL RESULTS FOR THE QUARTER AND HALF YEAR ENDED 30 SEPTEMBER 2022

(All Amounts in Indian Rupees Millions Except Per Share Data)

Particulars	Quarter Ended 30.09.2022	Quarter Ended 30.06.2022	Quarter Ended 30.09.2021	Half Year Ended 30.09.2022	Half Year Ended 30.09.2021	Year Ended 31.03.2022
	Un-Audited	Un-Audited	Un-Audited	Un-Audited	Un-Audited	Audited
I. Revenue from Operations	210.08	127.73	138.30	337.81	244.64	549.09
II. Other Income	2.31	2.34	20.21	4.65	20.21	27.35
III. Total Revenue (I + II)	212.39	130.07	158.51	342.46	264.85	576.44
IV. Expenses:						
(a) Operating Expenses	120.82	87.32	95.40	208.14	155.30	360.58
(b) Employee Benefits Expenses	57.66	28.67	37.42	80.33	88.10	155.47
(c) Finance Costs	0.62	0.68	0.16	1.30	0.48	1.44
(d) Depreciation and Amortization Expenses	1.07	1.00	0.90	2.13	1.78	3.78
(e) Other Expenses	11.60	10.75	10.00	22.35	17.59	42.10
Total Expenses	191.77	128.48	133.94	320.25	243.33	563.37
V. Profit Before Tax (III - IV)	20.62	1.59	24.57	22.21	21.52	13.07
VI. Tax Expense						
(1) Current Tax	5.00	0.00	5.99	5.00	5.99	1.91
(2) Deferred Tax	0.25	0.25	0.25	0.50	0.49	1.40
Total Tax Expenses	5.25	0.25	6.24	5.50	6.48	3.37
VII. Profit / (Loss) after Tax (V - VI)	15.37	1.34	18.33	16.71	15.04	9.70
VIII. Other Comprehensive Income, Net of Tax	0.33	0.33	0.35	0.66	0.55	1.32
IX. Total Comprehensive Income (VII + VIII)	15.70	1.67	18.68	17.37	15.59	11.02
X. Field-up Equity Share Capital	345.82	345.82	167.82	345.82	187.82	345.82
XI. Other Equity						202.79
XII. Earnings Per Share (EPS) (Face value of Rs10/- each)						
a) Basic:	0.44	0.04	0.98	0.48	0.80	0.37
(Not annualized)	(Not annualized)	(Not annualized)	(Not annualized)	(Not annualized)	(Not annualized)	(Annualized)
b) Diluted	0.44	0.04	0.98	0.48	0.80	0.37
(Not annualized)	(Not annualized)	(Not annualized)	(Not annualized)	(Not annualized)	(Not annualized)	(Annualized)

Segment Wise Unaudited Standalone Financial Results for the Quarter and Half Year Ended 30 September 2022

(All Amounts in Indian Rupees Millions)

Particulars	Quarter Ended 30.09.2022	Quarter Ended 30.06.2022	Quarter Ended 30.09.2021	Half Year Ended 30.09.2022	Half Year Ended 30.09.2021	Year Ended 31.03.2022
	Un-Audited	Un-Audited	Un-Audited	Un-Audited	Un-Audited	Audited
1. Segment Revenue						
a) Information Technology / Software Services	63.48	22.67	34.58	96.35	58.06	118.81
b) Software License	148.60	104.66	103.72	251.46	186.58	430.28
Net Sales / Income from Operations	210.08	127.73	138.30	337.81	244.64	549.09
2. Segment Results						
Profit / (+) Loss / (-) Before Tax, Depr. & Interest from						
a) Information Technology / Software Services	18.77	2.82	19.56	21.09	20.02	20.73
b) Software Licenses Resale	3.54	0.51	0.07	4.05	3.76	(2.44)
Total	22.31	3.33	25.63	25.64	23.78	18.29
Less: Finance Costs (not allocable)	0.62	0.68	0.16	1.30	0.48	1.44
Less: Depreciation and Amortization (not allocable)	1.07	1.06	0.90	2.13	1.78	3.78
Total Profit/(Loss) Before Tax	20.62	1.59	24.57	22.21	21.52	13.07

Notes :

- These unaudited standalone financial results of the Company have been prepared in accordance with the Indian Accounting Standards ("Ind AS") as prescribed under section 133 of the Companies Act, 2013 read with Companies (Indian Accounting Standard) Rules, 2015, as amended.
- These unaudited standalone financial results were reviewed and recommended by the Audit Committee of the Board and approved by the Board of Directors of the Company at their meeting held on 14 Nov 2022.
- The unaudited standalone financial results for the quarter and six months ended 30 September 2022 presented were subjected to a "limited review" by the Statutory Auditors of the Company. An unqualified report was issued by them thereon.
- Segment Capital Employed: As Assets and Liabilities are often deployed interchangeably across segments, it is impractical to allocate these Assets and Liabilities to each segment. Hence, the details of Segmental Assets, Segmental Liability and Segmental Capital Employed have not been disclosed.




Registered Office :
1st Floor, GNR's RV Insignia Building,
Image Garden Road, Madhapur,
Hyderabad, Telangana - 500 081.
Phone : +91 40 66284999
URL : www.goldstonetech.com
GSTIN : 36AAACG7478F12F
CIN : L72200TG1994PLC017211
E-mail Id : corporate@goldstonetech.com

- 5 India's Code on Social Security, 2020, which aims to consolidate, codify and revise certain existing social security laws, received Presidential assent in September 2020 and has been published in the Gazette of India. However, the related final rules have not yet been issued and the date on which this Code will come into effect has not been announced. The Company will assess the impact of this Code and the rules thereunder when they come into effect.
- 6 The Company acquired 100% of the Equity Capital of Wowtruck Technologies Private Limited (Formerly known as Equitas Technologies Private Limited) for a total purchase consideration of INR 80 million. Wowtruck Technologies Private Limited became a wholly owned subsidiary with effect from 4th July 2022. The transaction was accounted in line with Ind AS 103 Business Combinations. Wowtruck Technologies Private Limited (Formerly known as Equitas Technologies Private Limited) owns and operates a technology platform called Wowtruck that connects vehicle owners and customers (Corporate/Retail) to enable transportation of goods. The Platform provides cost effective last mile connectivity to customers and a higher earning potential for truck drivers.
- 7 On 12 Sep 2022 the Company acquired 13,58,976 Equity Shares of ETO Motors Private Limited (Related Party) @INR50/- per Equity Share (Face Value of INR10/- per Equity Share) for a total consideration of INR6,77,98,800/- which is 4.95% of the total Paid-up Capital of the Investee Company.
- 8 Statement of unaudited Standalone Assets & Liabilities is attached as Annexure-A.
- 9 Statement of unaudited Standalone Cash Flow is attached as Annexure-B.
- 10 Previous period figures have been re-grouped / re-classified wherever necessary.

By order of the Board
For GOLDSTONE TECHNOLOGIES LIMITED



Pavan Chavali
Managing Director
DIN. 06432078



Place : Hyderabad
Date : 14 Nov 2022

Annexure-A
UNAUDITED STANDALONE STATEMENT OF ASSETS & LIABILITIES

Particulars	As at 30/09/2022	As at 30/09/2021	As at 31/03/2022
	Un-Audited	Un-Audited	Audited
All Amounts in Indian Rupees Millions			
ASSETS			
(1) Non-Current Assets			
(a) Property, Plant and Equipment	97.949	99.374	100.023
(b) Financial Assets			
(i) Investments in Subsidiaries	240.462	92.762	92.762
(ii) Loans	1.407	1.407	1.407
(c) Deferred Tax Assets(Net)	5.951	7.924	6.701
(d) Other non-current assets	-	-	-
(2) Current Assets			
(a) Financial Assets			
(i) Trade Receivables	153.050	132.827	141.873
(ii) Cash and Cash Equivalents	0.951	44.990	0.720
(iii) Bank Balances other than above	157.535	51.000	319.179
(iv) Loans	6.182	4.402	5.387
(v) Others	1.974	1.850	1.974
(b) Current Tax Assets (Net)	64.775	52.174	52.593
(c) Other Current Assets	5.081	6.970	8.801
Total Assets	735.317	495.680	731.420
EQUITY AND LIABILITIES			
(1) Equity			
(i) Equity Share Capital	345.821	187.821	345.821
(ii) Other Equity	220.163	139.570	202.788
Liabilities			
(1) Non-Current Liabilities			
(a) Financial Liabilities			
(i) Borrowings	-	-	-
(b) Provisions	13.177	13.801	12.610
(c) Other Non Current Liabilities	32.007	37.007	32.007
(2) Current Liabilities			
(a) Financial Liabilities			
(i) Borrowings	28.931	47.004	37.262
(ii) Trade Payables	56.843	48.129	77.666
(iii) Others	-	-	-
(b) Other Current Liabilities	38.375	22.348	22.160
(c) Provisions	-	-	1.106
Total Equity and Liabilities	735.317	495.680	731.420

By order of the Board
For GOLDSTONE TECHNOLOGIES LIMITED


 Pavan Chavali
 Managing Director
 DIN. 08432078



Place : Hyderabad
Date : 14 Nov 2022

Annexure-B
UNAUDITED STANDALONE STATEMENT OF CASH FLOWS

Particulars	Half Year Ended 30/09/2022	Half Year Ended 30/09/2021	Year Ended 31/03/2022
	Un-Audited	Un-Audited	Audited
All Amounts in Indian Rupees Millions			
I. Cash flows from Operating Activities			
Profit Before Tax	22.21	21.52	13.07
<i>Adjustments to reconcile Profit before Tax to net Cash Flows:</i>			
Depreciation of Tangible Assets	2.13	1.78	3.78
Finance Income (including fair value change in financial instruments)	(4.65)	(20.21)	(27.35)
Finance Costs (including fair value change in financial instruments)	1.30	0.48	1.44
Re-measurement losses on Defined Benefit Plans	0.91	0.95	1.83
Operating Profit before Working Capital changes	21.90	4.52	(7.23)
<i>Changes in Working Capital:</i>			
Adjustment for (increase)/decrease in Operating Assets			
Trade Receivables	(11.18)	(28.99)	(38.03)
Loans	(0.79)	(1.64)	(2.63)
Other Financial Assets - Current	-	-	(0.12)
Other Assets - Current	3.72	(3.53)	(5.36)
Adjustment for (increase)/decrease in Operating Liabilities			
Trade Payables	(20.82)	(0.96)	28.57
Other Financial Liabilities - Current	-	(1.26)	(1.26)
Other Non-current Liabilities	-	-	(5.00)
Other Current Liabilities	16.22	12.80	12.61
Provisions	(0.54)	(2.17)	(2.27)
Cash generated from Operations	8.51	(21.23)	(20.72)
Income Taxes paid	(17.18)	39.76	43.42
Net Cash generated from/(used in) operating activities	(8.67)	18.53	22.70
II. Cash Flows from Investing Activities			
Purchase of Property, Plant and Equipment and Intangibles (including Capital Work in Progress)	(0.06)	(1.56)	(4.20)
Sale of Property, Plant and Equipment	-	-	-
(Investments in)/ redemption of Bank Deposits (having original maturity of more than three months) - net	161.64	(50.00)	(318.18)
Interest received (Finance Income)	4.65	20.21	27.35
Net Cash used in Investing Activities	166.23	(31.35)	(295.03)
III. Cash Flows from Financing Activities			
Proceeds from/(repayment of) Long-term Borrowings, net	-	-	-
Proceeds from/(repayment of) Short-term Borrowings, net	(8.33)	47.00	37.26
Proceeds from issue of Share Capital	-	-	225.94
Investment in Equity Shares	(147.70)	-	-
Interest paid	(1.30)	(0.48)	(1.44)
Net Cash provided by Financing Activities	(157.33)	46.52	261.76
Net increase in Cash and Cash Equivalents (I+II+III)	0.23	33.70	(10.57)
Cash and Cash Equivalents at the beginning of the year	0.72	11.29	11.29
Cash and Cash Equivalents at the end of the year (refer note below)	0.95	44.99	0.72
Note:			
Cash and Cash Equivalents comprise:			
Cash on Hand	0.05	0.05	0.03
Balances with Banks:			
- in current accounts	0.90	44.94	0.69
	0.95	44.99	0.72

 By order of the Board
 For GOLDSTONE TECHNOLOGIES LIMITED



 Favan Chavali
 Managing Director
 DIN. 09432078




P. MURALI & CO.,
CHARTERED ACCOUNTANTS
6-3-655/2/3, SOMAJIGUDA,
HYDERABAD - 500 082. INDIA

Tel : (91-40) 2332 6666, 2331 2554
2339 3967, 2332 1470
Fax : (91-40) 2339 2474
E-mail : pmurali.co@gmail.com
info@pmurali.com
Website : www.pmurali.com

Independent Auditor's Review Report on the Quarter and half year ended 30th September, 2022 Unaudited Standalone Financial Results of the Company Pursuant to the Regulation 33 of the SEBI (Listing Obligations and Disclosure Requirements) Regulations, 2015, as amended

Review report to
The Board of Directors
Goldstone Technologies Limited

We have reviewed the accompanying statement of unaudited standalone financial results of M/s. Goldstone Technologies Limited (the "Company") for the quarter ended 30 September, 2022 and for the period from 01 April 2022 to 30 September 2022 (the "Statement") attached herewith, being submitted by the Company pursuant to the requirements of Regulation 33 of the SEBI (Listing Obligations and Disclosure Requirements) Regulations, 2015, as amended (the "Listing Regulations").

This Statement, which is the responsibility of the Company's Management and approved by the Company's Board of Directors, has been prepared in accordance with the recognition and measurement principles laid down in Indian Accounting Standard 34, 'Interim Financial Reporting, (Ind AS 34,') prescribed under Section 133 of the Companies Act, 2013, as amended, read with relevant rules issued thereunder and other accounting principles generally accepted in India. Our responsibility is to issue a report on the Statement based on our review.

We conducted our review of the Statement in accordance with the Standard on Review Engagements (SRE) 2410, "Review of Interim Financial Information Performed by the Independent Auditor of the Entity" issued by the Institute of Chartered Accountants of India. This standard requires that we plan and perform the review to obtain moderate assurance as to whether the Statement is free of material misstatement. A review of interim financial information consists of making inquiries, primarily of persons responsible for financial and accounting matters, and applying analytical and other review procedures. A review is substantially less in scope than an audit conducted in accordance with Standards on Auditing and consequently does not enable us to obtain assurance that we would become aware of all significant matters that might be identified in an audit. Accordingly, we do not express an audit opinion.






P. MURALI & CO.,

CHARTERED ACCOUNTANTS
6-3-655/2/3, SOMAJIGUDA,
HYDERABAD - 500 082. INDIA

Tel : (91-40) 2332 6666, 2331 2554
2339 3967, 2332 1470
Fax : (91-40) 2339 2474
E-mail : pmurali.co@gmail.com
info@pmurali.com
Website : www.p murali.com

Based on our review conducted as above, nothing has come to our attention that causes us to believe that the accompanying Statement, prepared in accordance with the recognition and measurement principles laid down in the aforesaid Ind AS 34 prescribed under Section 133 of the Companies Act, 2013, as amended, read with relevant rules issued there under and other accounting principles generally accepted in India, has not disclosed the information required to be disclosed in terms of the Listing Regulations, including the manner in which it is to be disclosed, or that it contains any material misstatement.

For P. Murali & Co.
Chartered Accountants
FRN: 0072575


M V Joshi
Partner



M.No. 024784
UDIN: 22024784BDBASA6980

Place: Hyderabad
Date: 14.11.2022.

GOLDSTONE TECHNOLOGIES LIMITED

CIN : L72200TG1994PLC017211 Email id : corporate@goldstonetech.com
1st Floor GNR's RV Insignia Building, Image Garden Road Madhapur, Hyderabad, Telangana - 50081, Ph: No 662 - 4811288, Fax: +91-40-66284999
STATEMENT OF UNAUDITED CONSOLIDATED FINANCIAL RESULTS FOR THE QUARTER AND HALF YEAR ENDED 30 SEPTEMBER 2022

Particulars	Quarter Ended	Quarter Ended	Quarter Ended	Half Year Ended	Half Year Ended	Year Ended
	30.09.2022	30.09.2021	30.09.2021	30.09.2021	30.09.2021	31.03.2022
	Un-Audited	Un-Audited	Un-Audited	Un-Audited	Un-Audited	Audited
I. Revenue from Operations	258.00	151.20	155.13	291.20	278.39	689.21
II. Other Income	2.94	2.34	20.21	4.98	26.21	27.20
III. Total Revenue (I + II)	260.94	153.54	175.34	296.18	304.60	716.41
IV. Expenses						
(A) Operating Expenses	162.49	87.32	85.40	249.81	156.32	588.90
(B) Employee Benefits Expenses	70.84	34.20	63.19	104.94	101.12	213.31
(C) Finance Cost	0.84	0.71	0.18	1.40	0.00	1.52
(D) Depreciation and Amortisation Expenses	1.30	1.08	0.90	2.38	1.78	3.79
(E) Other Expenses	14.45	10.81	11.30	25.20	10.91	48.21
Total Expenses	259.92	134.12	160.97	383.73	270.13	855.73
V. Profit Before Tax (III - IV)	10.02	19.42	14.37	12.45	34.47	60.68
VI. Tax Expense						
(I) Current Tax	8.87	0.01	8.89	8.39	8.99	8.81
(II) Deferred Tax	0.25	0.20	0.25	0.30	0.49	1.40
Total Tax Expense	9.12	0.21	9.14	8.69	9.48	10.21
VII. Profit / Loss after Tax (V - VI)	0.90	19.21	5.23	3.76	24.99	50.47
VIII. Other Comprehensive Income, Net of Tax						
IX. Total Comprehensive Income (VII + VIII)	0.90	19.21	5.23	3.76	24.99	50.47
X. Financial Equity Share Capital	343.63	343.63	187.83	343.63	187.83	343.63
XI. Other Equity						329.20
XII. Earnings Per Share (EPS) (Face value of Rs 10/- each)						
(a) Basic	0.18	0.21	0.27	0.18	0.72	0.18
(b) Diluted	0.18	0.21	0.27	0.18	0.72	0.18

Segment Wise Unaudited Consolidated Financial Results for the Quarter and Half Year Ended 30 September 2022

Particulars	Quarter Ended	Quarter Ended	Quarter Ended	Half Year Ended	Half Year Ended	Year Ended
	30.09.2022	30.09.2021	30.09.2021	30.09.2021	30.09.2021	31.03.2022
	Un-Audited	Un-Audited	Un-Audited	Un-Audited	Un-Audited	Audited
1. Segment Revenue						
(a) USA - Information Technology Service / Software Services	0.00	5.94	16.39	6.12	33.44	88.28
(b) India - Information Technology Service / Software Services	63.48	22.87	34.41	86.26	67.11	117.80
(c) Software License Resale	193.75	108.22	118.21	271.97	201.29	488.68
(d) Goods Transport	46.41	-	-	46.41	-	-
Less: Inter Company Sales	(10.33)	(3.33)	(11.25)	(19.99)	(19.99)	(69.93)
Net Sales / Income from Operations	209.00	132.68	156.16	283.76	278.75	666.21
2. Segment Results*						
Profit/(Loss) / Before Tax, Depn. & Interest Item						
(a) USA - Information Technology Service / Software Services	(0.21)	(0.84)	(4.99)	(1.11)	(8.79)	(21.37)
(b) India - Information Technology Service / Software Services	18.77	3.80	24.71	21.88	29.12	38.38
(c) Software License Resale	4.51	1.13	0.74	0.54	6.80	6.94
(d) Goods Transport	0.84	0.71	0.18	1.30	0.50	1.52
Less: Depreciation and Amortisation	1.07	1.08	0.90	2.12	1.78	3.79
Segment Profit	23.58	1.29	24.45	22.44	18.93	6.91
(i) Goods Transport	(8.95)	-	-	(8.95)	-	-
Less: Finance Costs	0.50	-	-	0.30	-	-
Less: Depreciation and Amortisation	0.21	-	-	0.21	-	-
Segment Profit	(19.68)	-	-	(19.68)	-	-
Total Profit/(Loss) Before Tax	18.82	1.29	24.45	12.76	19.93	6.91
3. Segment Assets						
(a) USA - Information Technology Service / Software Services	809,090	-	-	809,090	-	-
(b) India - Information Technology Service / Software Services	-	-	-	-	-	-
(c) Software License Resale	111,988	-	-	111,988	-	-
(d) Goods Transport	-	-	-	-	-	-
Total Assets	921,078	-	-	921,078	-	-
4. Segment Liabilities*						
(a) USA - Information Technology Service / Software Services	178,098	-	-	178,098	-	-
(b) India - Information Technology Service / Software Services	-	-	-	-	-	-
(c) Software License Resale	51,312	-	-	51,312	-	-
(d) Goods Transport	-	-	-	-	-	-
Total Liabilities	229,410	-	-	229,410	-	-
5. Segment Capital Employed						
(a) USA - Information Technology Service / Software Services	630,992	-	-	630,992	-	-
(b) India - Information Technology Service / Software Services	-	-	-	-	-	-
(c) Software License Resale	64,193	-	-	64,193	-	-
(d) Goods Transport	-	-	-	-	-	-
Total Capital Employed	695,185	-	-	695,185	-	-

* Note: For the segments of USA Information Technology Software Services, India Information Technology Software Services and Software License Resale segments Assets and Liabilities are often deployed intersegmentally across these segments hence no allocation is given. Accordingly combined total amount of Segment Profit, Assets, Liabilities and Capital Employed are provided.






GOLDSTONE TECHNOLOGIES

PEOPLE PROCESS TECHNOLOGY

Registered Office :
1st Floor, GNR's RV Insignia Building,
Image Garden Road, Madhapur,
Hyderabad, Telangana - 500 081.
Phone : +91 40 66284999
URL : www.goldstonetech.com
GSTIN : 36AAACG7478F1ZF
CIN : L72200TG1994PLC017211
E-mail Id : corporate@goldstonetech.com

- Notes :
- 1 These unaudited consolidated financial results of the Company have been prepared in accordance with the Indian Accounting Standards ("Ind AS") as prescribed under section 133 of the Companies Act, 2013 read with Companies (Indian Accounting Standards) Rules, 2015, as amended.
 - 2 These unaudited consolidated financial results were reviewed and recommended by the Audit Committee of the Board and approved by the Board of Directors of the Company at their meeting held on 14 Nov 2022.
 - 3 The above unaudited consolidated financial results includes the financial results of the subsidiaries named (i) Slayter Systems, Inc., USA, (ii) Woodruck Technologies Private Limited (Formerly known as Equitas Technologies Private Limited).
 - 4 The unaudited consolidated financial results for the quarter and six months ended 30 September 2022 presented were subjected to a "Limited review" by the Statutory Auditors of the Company. An unqualified report was issued by them thereon.
 - 5 India's Code on Social Security, 2020, which aims to consolidate, codify and revise certain existing social security laws, received Presidential assent in September 2020 and has been published in the Gazette of India. However, the related final rules have not yet been issued and the date on which this Code will come into effect has not been announced. The Company will assess the impact of this Code and the rules thereunder when they come into effect.
 - 6 The Company acquired 100% of the Equity Capital of Woodruck Technologies Private Limited (Formerly known as Equitas Technologies Private Limited) for a total purchase consideration of ₹91.30 million. Woodruck Technologies Private Limited became a wholly owned subsidiary with effect from 04th July 2022. The transaction was accounted in line with Ind AS 103 Business Combinations. Woodruck Technologies Private Limited (Formerly known as Equitas Technologies Private Limited) owns and operates a technology platform called Woodruck that connects vehicle owners and customers (Corporate/Retail) to enable transportation of goods. The Platform provides cost effective last mile connectivity to customers and a higher earning potential for truck drivers.
 - 7 On 12 Sep 2022 the Company acquired 13,55,573 Equity Shares of ETO Motors Private Limited (Related Party) @₹950/- per Equity Share (Face Value of ₹100/- per Equity Share) for a total consideration of ₹128,77,84,005/- which is 4.95% of the total Paid-up Capital of the Investee Company.
 - 8 Statement of unaudited Consolidated Assets & Liabilities is attached as Annexure-C.
 - 9 Statement of unaudited Consolidated Cash Flow is attached as Annexure-D.
 - 10 Previous period figures have been re-grouped / re-classified wherever necessary.

Place : Hyderabad
Date : 14 Nov 2022

By order of the Board
For GOLDSTONE TECHNOLOGIES LIMITED


Pavan Chandra
Managing Director
DIN: 04432078



Annexure-C

UNAUDITED CONSOLIDATED STATEMENT OF ASSETS & LIABILITIES

Particulars	As at 30/09/2022	As at 30/09/2021	As at 31/03/2022
	Un-Audited	Un-Audited	Audited
All Amounts in Indian Rupees Millions			
ASSETS			
(1) Non-Current Assets			
(a) Property, Plant and Equipment	100.009	99.472	100.023
(b) Other Intangible Assets	101.502	92.584	92.584
(c) Financial Assets			
(i) Investment	67.799	-	-
(ii) Loans	3.345	1.408	1.408
(d) Deferred Tax Assets(Net)	5.951	7.924	6.701
(e) Other non-current assets	-	-	-
(2) Current Assets			
(a) Financial Assets			
(i) Trade Receivables	212.815	127.616	130.276
(ii) Cash and Cash Equivalents	10.110	51.251	7.889
(iii) Bank Balances other than above	157.535	51.000	319.179
(iv) Loans	156.156	140.874	144.873
(v) Others	1.974	1.850	1.974
(b) Current Tax Assets (Net)	77.526	54.745	52.593
(c) Other Current Assets	26.356	21.441	22.015
Total Assets	921.078	650.165	879.515
EQUITY AND LIABILITIES			
(1) Equity			
(i) Equity Share Capital	345.821	187.821	345.821
(ii) Other Equity	345.798	265.948	329.288
(iii) Minority Interest	-	-	-
Liabilities			
(1) Non-Current Liabilities			
(a) Financial Liabilities			
(i) Borrowings	-	-	-
(b) Provisions	16.755	13.801	12.610
(c) Others Non Current Liabilities	32.007	37.007	32.007
(2) Current Liabilities			
(a) Financial Liabilities			
(i) Borrowings	70.477	47.004	37.262
(ii) Trade Payables	59.377	62.234	86.049
(iii) Others	2.493	-	-
(b) Other Current Liabilities	47.602	36.350	35.370
(c) Provisions	0.748	-	1.108
Total Equity and Liabilities	921.078	650.165	879.515

 By order of the Board
 For GOLDSTONE TECHNOLOGIES LIMITED


 Pavan Chavali
 Managing Director
 DIN. 08432078




Annexure-D

UNAUDITED CONSOLIDATED STATEMENT OF CASH FLOWS

Particulars	Half Year Ended 30/09/2022	Half Year Ended 30/09/2021	Year Ended 31/03/2022
	Un-Audited	Un-Audited	Audited
All Amounts in Indian Rupees Millions			
I. Cash flows from Operating Activities			
Profit Before Tax	12.16	19.95	8.61
<i>Adjustments to reconcile Profit before Tax to net Cash Flows:</i>			
Depreciation of Tangible Assets	2.36	1.78	3.79
Finance Income (including fair value change in financial instruments)	(4.98)	(20.21)	27.33
Finance Costs (including fair value change in financial statements)	1.65	0.52	1.32
Re-measurement losses on Defined Benefit Plans	0.91	0.95	1.83
Foreign Currency Translation Reserve	9.17	0.61	3.78
Operating Profit before Working Capital changes	21.27	3.60	46.88
<i>Changes in Working Capital:</i>			
<i>Adjustment for (increase)/decrease in Operating Assets</i>			
Trade Receivables	(88.43)	(25.99)	(28.65)
Loans	(15.24)	(3.18)	(7.18)
Other Financial Assets - Current	-	-	(0.12)
Other Assets - Current	(5.05)	(16.54)	(17.12)
<i>Adjustment for (increase)/decrease in Operating Liabilities</i>			
Trade Payables	(26.67)	0.02	23.83
Other Financial Liabilities - Current	2.49	(1.71)	(1.71)
Other Non-current Liabilities	-	-	(5.00)
Other Current Liabilities	12.23	25.66	24.68
Provisions	3.79	(2.18)	(2.27)
Cash generated from Operations	(95.61)	(20.32)	33.34
Income Taxes paid	(30.01)	37.19	43.26
Net Cash generated from/(used in) operating activities	(125.62)	16.87	76.60
II. Cash Flows from Investing Activities			
Purchase of Property, Plant and Equipment and Intangibles (including Capital Work in Progress)	(2.55)	(1.56)	(4.11)
Sale of Property, Plant and Equipment	-	-	-
(Investments in)/ redemption of Bank Deposits (having original maturity of more than three months) - net	161.65	(50.00)	(318.18)
Interest received (Finance Income)	4.98	20.21	(27.35)
Net Cash used in Investing Activities	164.03	(31.35)	(349.64)
III. Cash Flows from Financing Activities			
Proceeds from/(repayment of) Long-term Borrowings, net	-	-	-
Proceeds from/(repayment of) Short-term Borrowings, net	33.21	47.00	37.26
Proceeds from issue of Share Capital	-	-	225.94
Investment in Equity Shares	(67.80)	-	-
Interest paid	(1.65)	(0.52)	(1.52)
Net Cash provided by Financing Activities	(36.24)	46.48	261.68
Net increase in Cash and Cash Equivalents (I+II+III)	2.22	32.00	(11.36)
Cash and Cash Equivalents at the beginning of the year	7.89	19.25	19.25
Cash and Cash Equivalents at the end of the year (refer note below)	10.11	51.25	7.89
Note:			
Cash and Cash Equivalents comprise:			
Cash on Hand	0.05	0.05	0.03
Balances with Banks: - in current accounts	10.06	51.20	7.86
	10.11	51.25	7.89

By order of the Board
For GOLDSTONE TECHNOLOGIES LIMITED

Parag Chevalli
Managing Director
DIN: 08432076



Place : Hyderabad
Date : 14 Nov 2022



P. MURALI & CO.,

CHARTERED ACCOUNTANTS
6-3-655/2/3, SOMAJIGUDA,
HYDERABAD - 500 082, INDIA

Tel : (91-40) 2332 6666, 2331 2554
2339 3967, 2332 1470
Fax : (91-40) 2339 2474
E-mail : pmurali.co@gmail.com
info@pmurali.com
Website : www.pmurali.com


Independent Auditor's Review Report on the Quarter and half year ended 30th September, 2022 Unaudited Consolidated Financial Results of the Company pursuant to the Regulation 33 of the SEBI (Listing obligations and Disclosure Requirements) Regulations, 2015, as amended

Review report to
The Board of Directors
Goldstone Technologies Limited

We have reviewed the accompanying statement of unaudited consolidated financial results of M/s. Goldstone Technologies Limited (the "Holding Company") and its subsidiaries (the Holding Company and its subsidiaries together referred to as "the Group"), for the quarter ended 30 September, 2022 and for the period from 01 April 2022 to 30 September 2022 (the "Statement") attached herewith, being submitted by the Holding Company pursuant to the requirements of Regulation 33 of the SEBI (Listing Obligations and Disclosure Requirements) Regulations, 2015, as amended (the "Listing Regulations").

This Statement, which is the responsibility of the Holding Company's Management and approved by the Holding Company's Board of Directors, has been prepared in accordance with the recognition and measurement principles laid down in Indian Accounting Standard 34, 'Interim Financial Reporting, ("Ind AS 34") prescribed under Section 133 of the Companies Act, 2013, as amended, read with relevant rules issued thereunder and other accounting principles generally accepted in India. Our responsibility is to express a conclusion on the Statement based on our review

We conducted our review of the Statement in accordance with the Standard on Review Engagements (SRE) 2410, "Review of Interim Financial Information Performed by the Independent Auditor of the Entity, issued by the Institute of Chartered Accountants of India. This standard requires that we plan and perform the review to obtain moderate assurance as to whether the Statement is free of material misstatement. A review of interim financial information consists of making inquiries, primarily of persons responsible for financial and accounting matters, and applying analytical and other review procedures. A review is substantially less in scope than an audit conducted in accordance with Standards on Auditing and consequently does not enable us to obtain assurance that we would become aware of all significant matters that might be identified in an audit. Accordingly, we do not express an audit opinion.





P. MURALI & CO.,
CHARTERED ACCOUNTANTS
6-3-655/2/3, SOMAJIGUDA,
HYDERABAD - 500 082, INDIA

Tel : (91-40) 2332 6666, 2331 2554
2339 3967, 2332 1470
Fax : (91-40) 2339 2474
E-mail : pmurali.co@gmail.com
info@pmurali.com
Website : www.pmurali.com

We also performed procedures in accordance with the circular issued by the SEBI under Regulation 33 (8) of the SEBI (Listing Obligations and Disclosure Requirements) Regulations, 2015, as amended, to the extent applicable.

The Statement includes the results of the following entities:

1. Staytop Systems, Inc., USA
2. Wow truck Technologies Private Limited (Formerly known as Equitas Technologies Private Limited)

Based on our review conducted and procedures performed as stated above, nothing has come to our attention that causes us to believe that the accompanying Statement, prepared in accordance with the recognition and measurement principles laid down in the aforesaid Indian Accounting Standards and other accounting principles generally accepted in India, has not disclosed the information required to be disclosed in terms of Regulation 33 of the SEBI (Listing Obligations and Disclosure Requirements) Regulations, 2015, as amended, including the manner in which it is to be disclosed, or that it contains any material misstatement.

The accompanying Statement includes unaudited interim financial results and other unaudited financial information in respect of 2 subsidiaries:

whose interim Ind AS financial results and other financial information after eliminations reflect total assets of Rs. 185.76 millions as at 30 September 2022 and total revenue of Rs. 48.25 millions and Rs. 53.72 millions, total net profit/(loss) after tax of Rs. (9.87) millions and Rs. (10.13) millions and total comprehensive income/(loss) of Rs. (5.85) millions and Rs. (0.96) millions for the quarter ended 30 September 2022 and for the period from 01 April 2022 to 30 September 2022, respectively, as considered in "the Statement" whose interim Ind AS financial results and other financial information have not been reviewed by their respective auditors;

These unaudited interim financial results and other unaudited financial information have been approved and furnished to us by the Management and our conclusion on the Statement, in so far as it relates to the affairs of these subsidiaries is based solely on such unaudited interim financial results and other unaudited financial information.







P. MURALI & CO.,

CHARTERED ACCOUNTANTS
6-3-655/2/3, SOMAJIGUDA,
HYDERABAD - 500 082, INDIA

Tel : (91-40) 2332 6666, 2331 2554
2339 3967, 2332 1470
Fax : (91-40) 2339 2474
E-mail : pmurali.co@gmail.com
info@pmurali.com
Website : www.pmurali.com

Our conclusion on the Statement in respect of matters stated above is not modified with respect to our reliance on the financial results certified by the Management

For P. Murali & Co.
Chartered Accountants
ERN: 007257


M.V. Joshi
Partner

M.No. 024784

UDIN: 22024784BDBBJJ8596

Place: Hyderabad

Date: 14.11.2022.