

20<sup>th</sup> January, 2020

The Secretary <b>National Stock Exchange of India Limited</b> Exchange Plaza, Plot C/1, G-Block, Bandra – Kurla Complex, Bandra (E), Mumbai – 400 051. Scrip Code: <b>GOLDTECH</b>	The Secretary, <b>BSE Limited</b> Phiroze Jeejeebhoy Towers, Dalal Street, Mumbai – 400 001 Scrip Code: <b>531439</b>
---	---

Dear Sir/Madam,

**Sub: Shareholding Pattern under Regulation 31(1) (b) of SEBI (LODR) Regulations, 2015**

With reference to the above cited subject please find enclosed herewith a copy of the Shareholding Pattern for the quarter ended 31st December, 2019.

Kindly acknowledge the receipt of the same.

Yours faithfully,

**For Goldstone Technologies Limited**

  
**Thirumalesh T**  
Company Secretary



- 1 Name of the Listed Entity : GOLDSTONE TECHNOLOGIES LIMITED  
 2 Scrip Code/Name of Scrip/Class of Security : 531439/GOLDSTONE TECHNOLOGIES LIMITED/EQUITY  
 3 Share Holding Pattern Filed under : Reg.31(1)(a)/Reg.31(1)(b)/Reg.31(1)(c)  
 a. If under 31(1)(b) then indicate the report for Quarter ending : 31/12/2019  
 b. If under 31(1)(c) then indicate date of allotment/extinguishment  
 4 ISIN INE805A01014

5 Declaration: The Listed entity is required to submit the following declaration to the extent of submission of information :-

	Particulars	*Yes		Promoter and Promoter Group	Public Share Holders	Non Promoter- Non Public
		Yes	No*			
1	Whether the Listed Entity has issued any partly paid up shares?		No	No	No	No
2	Whether the Listed Entity has issued any Convertible Securities?		No	No	No	No
3	Whether the Listed Entity has issued any Warrants?		No	No	No	No
4	Whether the Listed Entity has any shares against which depository receipts are issued?		No	No	No	No
5	Whether the Listed Entity has any shares in locked-in?		No	No	No	No
6	Whether any shares held by promoters are pledged or otherwise encumbered?		No	No	N.A	N.A
7	Whether company has equity shares with differential voting rights?		No	No	No	No
8	Whether the listed entity has any significant beneficial owner?					




Table I - Summary Statement holding of specified securities

Category (i)	Category of shareholder (ii)	No. of share holders (iii)	No. of fully paid up equity shares held (iv)	No. of Partly paid-up equity shares held (v)	Nos. of shares underlying Depository Receipts (vi)	Total nos. shares held (vii = iv+v+vi)	Shareholding as a % of total no. of shares (calculated as per SCRR, 1957)(viii) As a % of (A+B+C2)	Number of Voting Rights held in each class of Securities (ix)			No. of Shares Underlying Outstanding convertible securities (including Warrants) (X)	Shareholding as a % assuming full conversion of convertible securities (as a percentage of diluted share capital (xi)=(vii)+(x) as a % of (A+B+C2)	Number of Locked in shares (Xii)		Number of Shares pledged or otherwise encumbered (Xiii)		Number of equity shares held in dematerialized form (XIV)	
								Class eg: X*	Class eg: Y	Total			Total as a % of (A+B+C)	No. (a)	As a % of total Shares held (b)	No. (a)		As a % of total shares held (b)
(A)	Promoter & Promoter Group	3	3534153	0	0	3534153	18.82	3534153	0	18.82	0	0	0	0	0	3534153		
(B)	Public	9745	15247913	0	0	15247913	81.18	15247913	0	81.18	0	0	0	0	0	15080784		
(C)	Non Promoter-Non Public	0	0	0	0	0	N.A	0	0	0	0	0	0	0	0	0		
(C1)	Shares underlying DRs	0	0	0	0	0	0	0	0	0	0	0	0	0	0	0		
(C2)	Shares held by Employee Trusts	0	0	0	0	0	0	0	0	0	0	0	0	0	0	0		
	<b>Total</b>	<b>9748</b>	<b>18782066</b>	<b>0</b>	<b>0</b>	<b>18782066</b>	<b>100</b>	<b>18782066</b>	<b>0</b>	<b>100</b>	<b>0</b>	<b>0</b>	<b>0</b>	<b>0</b>	<b>0</b>	<b>18614937</b>		




Table II - Statement showing shareholding pattern of the Promoter and Promoter Group

Category & Name of the Shareholders (i)	PAN (ii)	No. of share holders (iii)	No. of fully paid up equity shares held (iv)	Partly paid-up equity shares held (v)	Nos. of shares underlying Depository Receipts (vi)	Total nos. shares held (vii) = (iv)+(v)+(vi)	Share holding % calculated as per SCRR, 1957 as a % of (A+B+C2) (viii)	Number of Voting Rights held in each class of Securities (ix)			No. of Shares Underlying Outstanding convertible securities (including Warrants) (X)	Shareholding as a % assuming full conversion of convertible securities (as a percentage of diluted share capital) as a % of A+B+C2 (xi)=(viii)+(x)	Number of Locked in shares (Xii)		Number of Shares pledged or otherwise encumbered (Xiii)		Number of equity shares held in dematerialized form (Xiv)	
								Class X*	Class Y	Total			Total % of Voting rights	No. (a)	As a % of total Shares held (b)	No. (a)		As a % of total shares held (b)
<b>1 Indian</b>																		
(a) Individuals/Hindu undivided Family		2	114281	0	0	114281	0.61	0	0	0	0	0	0	0	0	0	114281	
L.P. SASHI KUMAR	AAQRL5413N	1	757	0	0	757	0	0	0	0	0	0	0	0	0	0	757	
L. PREETHA PRIVADARSHINI	AAUPL9809Q	1	113524	0	0	113524	0.6	0	0	0	0	0	0	0	0	0	113524	
Central Government/ State Government(s)		0	0	0	0	0	0	0	0	0	0	0	0	0	0	0	0	
Financial Institutions/Banks		0	0	0	0	0	0	0	0	0	0	0	0	0	0	0	0	
(d-i) Corporate Bodies		1	3419872	0	0	3419872	18.21	0	0	0	0	18.21	0	0	0	0	3419872	
TRINITY INFRAVENTURES LIMITED	AABCG1937G	1	3419872	0	0	3419872	18.21	0	0	0	0	18.21	0	0	0	0	3419872	
(d-ii) Corporate Bodies - Group Company		0	0	0	0	0	0	0	0	0	0	0	0	0	0	0	0	
(d-iii) Trust/ Promoter		0	0	0	0	0	0	0	0	0	0	0	0	0	0	0	0	
Directors/Promoters & their Relatives & Friends		0	0	0	0	0	0	0	0	0	0	0	0	0	0	0	0	
(d-iv) Sub-Total(A)(1)		3	3534153	0	0	3534153	18.82	0	0	0	0	18.82	0	0	0	0	3534153	
<b>2 Foreign</b>																		
Individuals(Non-Resident Individuals/ Foreign Individuals)		0	0	0	0	0	0	0	0	0	0	0	0	0	0	0	0	
(a) Government		0	0	0	0	0	0	0	0	0	0	0	0	0	0	0	0	
(b) Institutions		0	0	0	0	0	0	0	0	0	0	0	0	0	0	0	0	
(c) Foreign Portfolio Investor		0	0	0	0	0	0	0	0	0	0	0	0	0	0	0	0	
(d) Corporate Bodies - Foreign Body		0	0	0	0	0	0	0	0	0	0	0	0	0	0	0	0	
(e) Corporate Bodies - OCB Non Repatriable		0	0	0	0	0	0	0	0	0	0	0	0	0	0	0	0	
(f-i) Corporate Bodies - OCB Repatriable		0	0	0	0	0	0	0	0	0	0	0	0	0	0	0	0	
(f-ii) Foreign Institutional Investor (FII) - Others		0	0	0	0	0	0	0	0	0	0	0	0	0	0	0	0	
(f-iii) Foreign Institutional Investor (FII) - DR		0	0	0	0	0	0	0	0	0	0	0	0	0	0	0	0	
(f-iv) Bank - Foreign Bank		0	0	0	0	0	0	0	0	0	0	0	0	0	0	0	0	
(f-v) Trust		0	0	0	0	0	0	0	0	0	0	0	0	0	0	0	0	
(f-vi) Sub-Total(A)(2)		0	0	0	0	0	0	0	0	0	0	0	0	0	0	0	0	
Total shareholding of Promoter and Promoter Group (A)=(A)(1)+(A)(2)		3	3534153	0	0	3534153	18.82	0	0	0	0	18.82	0	0	0	0	3534153	




Table III - Statement showing shareholding pattern of the Public shareholder

Category & Name of the Shareholders (i)	PAN (ii)	No. of share holders (iii)	No. of fully paid up equity shares held (iv)	Partly paid-up equity shares held (v)	Nos. of shares underlying Depository Receipts (vi)	Total nos. shares held (vii = iv+v+vi)	Share holding % calculate d as per SCRR,195 7 As a % of (A+B+C2) (viii)	Number of Voting Rights held in each class of Securities (ix)			No. of Shares Underlying Outstanding convertible securities (including Warrants) (X)	Shareholding as a % assuming full conversion of convertible securities (as a percentage of diluted share capital) (xi)=(vii)+(x) as a % of A+B+C2	Number of Locked in shares (Xii)		Number of Shares pledged or otherwise encumbered (Xiii)		Number of equity shares held in dematerialized form (XIV)	
								Class X*	Class Y	Total			As a % of total Shares held (b)	No. (a)	As a % of total shares held (b)			
																Total as a % of Total Voting rights		
<b>1 Institutions</b>																		
(a) Mutual Funds		0	0	0	0	0	0	0	0	0	0	0	0	0	0	0	0	0
(b) Venture Capital Funds		0	0	0	0	0	0	0	0	0	0	0	0	0	0	0	0	0
(c) Alternate Investment Funds		0	0	0	0	0	0	0	0	0	0	0	0	0	0	0	0	0
(d) Foreign Venture Capital Investors		0	0	0	0	0	0	0	0	0	0	0	0	0	0	0	0	0
(e) Foreign Portfolio Investor		0	0	0	0	0	0	0	0	0	0	0	0	0	0	0	0	0
(f) Financial Institutions/Banks		2	18239	0	0	18239	0.1	18239	0	18239	0.1	0	0	0	0	0	0	18239
(g) Insurance Companies		0	0	0	0	0	0	0	0	0	0	0	0	0	0	0	0	0
(h) Provident Funds/ Pension Funds		0	0	0	0	0	0	0	0	0	0	0	0	0	0	0	0	0
(i-i) Bank - Foreign Bank		0	0	0	0	0	0	0	0	0	0	0	0	0	0	0	0	0
(i-ii) Foreign Institutional Investors		0	0	0	0	0	0	0	0	0	0	0	0	0	0	0	0	0
<b>Sub-Total(B)(1)</b>		<b>2</b>	<b>18239</b>	<b>0</b>	<b>0</b>	<b>18239</b>	<b>0.1</b>	<b>18239</b>	<b>0</b>	<b>18239</b>	<b>0.1</b>	<b>0</b>	<b>0</b>	<b>0</b>	<b>0</b>	<b>0</b>	<b>0</b>	<b>18239</b>
<b>2 Government/State Government(s)/President of India</b>																		
(a) Central Government/State Government(s)/ President of India		0	0	0	0	0	0	0	0	0	0	0	0	0	0	0	0	0
<b>Sub-Total(B)(2)</b>		<b>0</b>	<b>0</b>	<b>0</b>	<b>0</b>	<b>0</b>	<b>0</b>	<b>0</b>	<b>0</b>	<b>0</b>	<b>0</b>	<b>0</b>	<b>0</b>	<b>0</b>	<b>0</b>	<b>0</b>	<b>0</b>	<b>0</b>
<b>3 Non-Institutions</b>																		
i. Individual shareholders holding nominal share capital up to Rs.2 lakhs		9354	6412721	0	0	6412721	34.14	6412721	0	6412721	34.14	0	0	0	0	0	0	6317992
ii. Individual shareholders holding nominal share capital excess Rs.2 lakhs																		
(a-ii) PADMA VEERAPANANI	ADXPV5721H	92	6159160	0	0	6159160	32.79	6159160	0	6159160	32.79	0	0	0	0	0	0	6159160
	ADXPV5721H	1	208134	0	0	208134	1.11	208134	0	208134	1.11	0	0	0	0	0	0	208134
	AAEPA3742M	1	295400	0	0	295400	1.57	295400	0	295400	1.57	0	0	0	0	0	0	295400
	M V S ANANTHA KRISHNAN .	1	200000	0	0	200000	1.06	200000	0	200000	1.06	0	0	0	0	0	0	200000
	ACIPM3962B	1	202518	0	0	202518	1.08	202518	0	202518	1.08	0	0	0	0	0	0	202518
	ARPK1332R	1	417974	0	0	417974	2.23	417974	0	417974	2.23	0	0	0	0	0	0	417974
	ADMMP6920G	1	292873	0	0	292873	1.56	292873	0	292873	1.56	0	0	0	0	0	0	292873
	ADPPC4365E	1	197098	0	0	197098	1.05	197098	0	197098	1.05	0	0	0	0	0	0	197098
	AFDPT7548C	1	25000	0	0	25000	0.13	25000	0	25000	0.13	0	0	0	0	0	0	25000
(b) NBFCs Registered with RBI		0	0	0	0	0	0	0	0	0	0	0	0	0	0	0	0	0
(c) Elopess Trusts		0	0	0	0	0	0	0	0	0	0	0	0	0	0	0	0	0
(d) Overseas Depositories (holding DRs) (balancing figure)		0	0	0	0	0	0	0	0	0	0	0	0	0	0	0	0	0
(e-i) Non-Resident Indian (NRI) - Non Repatriable		70	399197	0	0	399197	2.13	399197	0	399197	2.13	0	0	0	0	0	0	329897





Table IV - Statement showing shareholding pattern of the Non Promoter-Non Public Shareholder

Category & Name of the Shareholders (i)	PAN (ii)	No. of share holders (iii)	No. of fully paid up equity shares held (iv)	Partly paid-up equity shares held (v)	Nos. of shares underlying Depository Receipts (vi)	Total nos. shares held (vii) = (iv)+(v)+(vi)	Share holding % calculate d as per SCRR, 195 7 As a % of (A+B+C2) (viii)	Number of Voting Rights held in each class of Securities (ix)			No. of Shares Underlying Outstanding convertible securities (including Warrants) [X]	Shareholding as a % assuming full conversion of convertible securities (as a percentage of diluted share capital) (xi) = (viii) + (x) as a % of A+B+C2	Number of Locked in shares (Xii)		Number of Shares pledged or otherwise encumbered (Xiii)		Number of equity shares held in dematerialized form (Xiv)	
								No. of Voting Rights					As a % of total Shares held (b)	No. (a)	As a % of total shares held (b)	No. (a)		
								Class X*	Class Y	Total								
1 Custodian/DR Holder		0	0	0	0	0	N.A	0	0	0	0	0	0	0	0	0	0	
(a) Sub-Total(C)(1)		0	0	0	0	0	N.A	0	0	0	0	0	0	0	0	0	0	
Employee Benefit Trust (under SEBI (Share based Employee Benefit Regulations, 2014)																		
2 Employees Benefit Trust (Under SEBI (Share based Employee Benefit Regulations, 2014		0	0	0	0	0	0	0	0	0	0	0	0	0	0	0	0	0
(a) Sub-Total(C)(2)		0	0	0	0	0	0	0	0	0	0	0	0	0	0	0	0	0
Total Non-Promoter-Non Public Shareholding (C)=(C)(1)+(C)(2)		0	0	0	0	0	0	0	0	0	0	0	0	0	0	0	0	0

