

16th January, 2021

The Secretary National Stock Exchange of India Limited Exchange Plaza, Plot C/1, G-Block, Bandra – Kurla Complex, Bandra (E), Mumbai – 400 051. Scrip Code: GOLDTECH	The Secretary, BSE Limited Phiroze Jeejeebhoy Towers, Dalal Street, Mumbai – 400 001 Scrip Code: 531439
---	---

Dear Sir/Madam,

Sub:Shareholding Pattern under Regulation 31(1) (b) of SEBI (LODR) Regulations, 2015

With reference to the above cited subject please find enclosed herewith a copy of the Shareholding Pattern for the quarter ended 31st December, 2020.

Kindly acknowledge the receipt of the same.

Yours faithfully,

For Goldstone Technologies Limited


Thirumalesh
Company Secretary



- 1 Name of the Listed Entity : GOLDSTONE TECH EQ
 2 Scrip Code/Name of Scrip/Class of Security : 531439/GOLDSTONE TECH EQ/EQUITY
 3 Share Holding Pattern Filed under : Reg.31(1)(a)/Reg.31(1)(b)/Reg.31(1)(c)
 a. If under 31(1)(b) then indicate the report for Quarter ending : 31/12/2020
 b. If under 31(1)(c) then indicate date of allotment/extinguishment
 4 ISIN INE805A01014

5 Declaration: The Listed entity is required to submit the following declaration to the extent of submission of information :-

S.No	Particulars	*Yes	No*	Promoter and Promoter Group	Public Share Holders	Non Promoter-Non Public
1	Whether the Listed Entity has issued any partly paid up shares?		No	No	No	No
2	Whether the Listed Entity has issued any Convertible Securities?		No	No	No	No
3	Whether the Listed Entity has issued any Warrants?		No	No	No	No
4	Whether the Listed Entity has any shares against which depository receipts are issued?		No	No	No	No
5	Whether the Listed Entity has any shares in locked-in?		No	No	No	No
6	Whether any shares held by promoters are pledge or otherwise encumbered?		No	No	N.A	N.A
7	Whether company has equity shares with differential voting rights?		No	No	No	No
8	Whether the listed entity has any significant beneficial owner?		No	N.A	N.A	N.A


Handwritten signature


Table I - Summary Statement holding of specified securities

Category (i)	Category of shareholder (ii)	No. of share holders (iii)	No. of fully paid up equity shares held (iv)	No. of Partly paid-up equity shares held (v)	Nos. of shares underlying Depository Receipts (vi)	Total nos. shares held (vii = iv+v+vi)	Shareholding as a % of total no. of shares (calculated as per SCRR, 1957) (viii) As a % of (A+B+C2)	Number of Voting Rights held in each class of Securities (ix)				No. of Shares Underlying Outstanding convertible securities (including Warrants) (X)	Shareholding as a % assuming full conversion of convertible securities (as a percentage of diluted share capital) (xi) = (vii) + (x) as a % of (A+B+C2)	Number of Locked in shares (Xii)		Number of Shares pledged or otherwise encumbered (Xiii)		Number of equity shares held in dematerialized form (XIV)
								No. of Voting Rights			Total as a % of (A+B+C)			No. (a)	As a % of total Shares held (b)	No. (a)	As a % of total shares held (b)	
								Class eg: X*	Class eg: Y	Total								
(A)	Promoter & Promoter Group	3	3534153	0	0	3534153	18.82	3534153	0	3534153	18.82	0	18.82	0	0	0	0	3534153
(B)	Public	10406	15247913	0	0	15247913	81.18	15247913	0	15247913	81.18	0	81.18	0	0	N.A	N.A	15090784
(C)	Non Promoter-Non Public																	
(C1)	Shares underlying DRs	0	0	0	0	0	N.A	0	0	0	0	0	0	0	0	N.A	N.A	0
(C2)	Shares held by Employee Trusts	0	0	0	0	0	0	0	0	0	0	0	0	0	0	N.A	N.A	0
	Total	10409	18782066	0	0	18782066	100	18782066	0	18782066	100	0	100	0	0	0	0	18624937




Table II - Statement showing shareholding pattern of the Promoter and Promoter Group

Category & Name of the Shareholders (i)	PAN (ii)	No. of share holders (iii)	No. of fully paid up equity shares held (iv)	Partly paid-up equity shares held (v)	Nos. of shares underlying Depository Receipts (vi)	Total nos. shares held (vii) = iv+v+vi)	Share holding % calculated as per SCRR, 1957 As a % of (A+B+C2) (viii)	Number of Voting Rights held in each class of Securities (ix)			Total as a % of Total Voting rights	No. of Shares Underlying Outstanding convertible securities (including Warrants) (X)	Shareholding as a % assuming full conversion of convertible securities (as a percentage of diluted share capital) (xi)=(vii)+(x) as a % of A+B+C2	Number of Locked in shares (Xii)		Number of Shares pledged or otherwise encumbered (Xiii)		Number of equity shares held in dematerialized form (Xiv)	
								No. of Voting Rights						No. (a)	As a % of total Shares held (b)	No. (a)	As a % of total shares held (b)		
								Class X*	Class Y	Total									
1 Indian																			
(a) Individuals/Hindu undivided Family		2	114281	0	0	114281	0.61	114281	0	114281	0.61	0	0.61	0	0	0	0	0	114281
LP SASHI KUMAR	AAQPL5413N	1	757	0	0	757	0	757	0	757	0	0	0	0	0	0	0	0	757
L PREETHA PRIYADARSHINI	AAUPL9809Q	1	113524	0	0	113524	0.6	113524	0	113524	0.6	0	0.6	0	0	0	0	0	113524
(b) Central Government/ State Government(s)		0	0	0	0	0	0	0	0	0	0	0	0	0	0	0	0	0	0
(c) Financial Institutions/Banks		0	0	0	0	0	0	0	0	0	0	0	0	0	0	0	0	0	0
(d-i) Corporate Bodies		1	3419872	0	0	3419872	18.21	3419872	0	3419872	18.21	0	18.21	0	0	0	0	0	3419872
TRINITY INFRAVENTURES LIMITED	AABCG1937G	1	3419872	0	0	3419872	18.21	3419872	0	3419872	18.21	0	18.21	0	0	0	0	0	3419872
(d-ii) Corporate Bodies - Group Company		0	0	0	0	0	0	0	0	0	0	0	0	0	0	0	0	0	0
(d-iii) Trust/ Promoter		0	0	0	0	0	0	0	0	0	0	0	0	0	0	0	0	0	0
(d-iv) Directors/Promoters & their Relatives & Friends		0	0	0	0	0	0	0	0	0	0	0	0	0	0	0	0	0	0
Sub-Total(A)(1)		3	3534153	0	0	3534153	18.82	3534153	0	3534153	18.82	0	18.82	0	0	0	0	0	3534153
2 Foreign																			
(a) Individuals(Non-Resident Individuals/ Foreign Individuals)		0	0	0	0	0	0	0	0	0	0	0	0	0	0	0	0	0	0
(b) Government		0	0	0	0	0	0	0	0	0	0	0	0	0	0	0	0	0	0
(c) Institutions		0	0	0	0	0	0	0	0	0	0	0	0	0	0	0	0	0	0
(d) Foreign Portfolio Investor		0	0	0	0	0	0	0	0	0	0	0	0	0	0	0	0	0	0
(f-i) Corporate Bodies - Foreign Body		0	0	0	0	0	0	0	0	0	0	0	0	0	0	0	0	0	0
(f-ii) Corporate Bodies - OCB Non Repatriable		0	0	0	0	0	0	0	0	0	0	0	0	0	0	0	0	0	0
(f-iii) Corporate Bodies - OCB Repatriable		0	0	0	0	0	0	0	0	0	0	0	0	0	0	0	0	0	0
(f-iv) Foreign Institutional Investor (FII) - Others		0	0	0	0	0	0	0	0	0	0	0	0	0	0	0	0	0	0
(f-v) Foreign Institutional Investor (FII) - DR		0	0	0	0	0	0	0	0	0	0	0	0	0	0	0	0	0	0
(f-vi) Bank - Foreign Bank		0	0	0	0	0	0	0	0	0	0	0	0	0	0	0	0	0	0
(f-vii) Trust		0	0	0	0	0	0	0	0	0	0	0	0	0	0	0	0	0	0
Sub-Total(A)(2)		0	0	0	0	0	0	0	0	0	0	0	0	0	0	0	0	0	0
Total shareholding of Promoter and Promoter Group (A)=(A)(1)+(A)(2)		3	3534153	0	0	3534153	18.82	3534153	0	3534153	18.82	0	18.82	0	0	0	0	0	3534153

Asst. Secy

GOLDSTONE TECHNOLOGIES LIMITED

1	Category & Name of the Shareholders (i)	PAN (ii)	No. of share holders (iii)	No. of fully paid up equity shares held (iv)	Partly paid-up equity shares held (v)	Nos. of shares underlying Depository Receipts (vi)	Total nos. shares held (vii) = iv+v+vi	Share holding % calculated as per SCRR,1957 As a % of (A+B+C2) (viii)	Number of Voting Rights held in each class of Securities (ix)				No. of Shares Underlying Outstanding convertible securities (including Warrants) (X)	Shareholding as a % assuming full conversion of convertible securities (as a percentage of diluted share capital) (xi)=(vii)+(x) as a % of A+B+C2	Number of Locked in shares (Xii)		Number of Shares pledged or otherwise encumbered (Xiii)		Number of equity shares held in dematerialized form (XIV)
									No. of Voting Rights			Total as a % of Total Voting rights			No. (a)	As a % of total Shares held (b)	No. (a)	As a % of total shares held (b)	
									Class X*	Class Y	Total								
	1 Institutions																		
(a)	Mutual Funds		0	0	0	0	0	0	0	0	0	0	0	0	0	0	N.A	N.A	0
(b)	Venture Capital Funds		0	0	0	0	0	0	0	0	0	0	0	0	0	0	N.A	N.A	0
(c)	Alternate Investment Funds		0	0	0	0	0	0	0	0	0	0	0	0	0	0	N.A	N.A	0
(d)	Foreign Venture Capital Investors		0	0	0	0	0	0	0	0	0	0	0	0	0	0	N.A	N.A	0
(e)	Foreign Portfolio Investor		0	0	0	0	0	0	0	0	0	0	0	0	0	0	N.A	N.A	0
(f)	Financial Institutions/Banks		1	2900	0	0	2900	0.02	2900	0	2900	0.02	0	0.02	0	0	N.A	N.A	2900
(g)	Insurance Companies		0	0	0	0	0	0	0	0	0	0	0	0	0	0	N.A	N.A	0
(h)	Provident Funds/ Pension Funds		0	0	0	0	0	0	0	0	0	0	0	0	0	0	N.A	N.A	0
(i-i)	Bank - Foreign Bank		0	0	0	0	0	0	0	0	0	0	0	0	0	0	N.A	N.A	0
(i-ii)	Foreign Institutional Investors		0	0	0	0	0	0	0	0	0	0	0	0	0	0	N.A	N.A	0
	Sub-Total(B)(1)		1	2900	0	0	2900	0.02	2900	0	2900	0.02	0	0.02	0	0	N.A	N.A	2900
	2 Central Government/State Government(s)/President of India																		
(a)	Central Government/State Government(s)/ President of India		0	0	0	0	0	0	0	0	0	0	0	0	0	0	N.A	N.A	0
	Sub-Total(B)(2)		0	0	0	0	0	0	0	0	0	0	0	0	0	0	N.A	N.A	0
	3 Non-Institutions																		
(a-i)	i. Individual shareholders holding nominal share capital up to Rs.2 lakhs		10011	6576891	0	0	6576891	35.02	6576891	0	6576891	35.02	0	35.02	0	0	N.A	N.A	6482162
(a-ii)	ii. Individual shareholders holding nominal share capital excess Rs.2 lakhs		102	6156206	0	0	6156206	32.78	6156206	0	6156206	32.78	0	32.78	0	0	N.A	N.A	6156206
	ANKUSH TANDON .	AFDPT7548C	1	197098	0	0	197098	1.05	197098	0	197098	1.05	0	1.05	0	0	N.A	N.A	197098
	PADMA VEERAPANENI	ADXPV5721H	1	232756	0	0	232756	1.24	232756	0	232756	1.24	0	1.24	0	0	N.A	N.A	232756
	M V S ANANTHA KRISHNAN .	AAEPA3742M	1	295400	0	0	295400	1.57	295400	0	295400	1.57	0	1.57	0	0	N.A	N.A	295400
	KHANDE PITCHAI AH	ARXPK1332R	1	202518	0	0	202518	1.08	202518	0	202518	1.08	0	1.08	0	0	N.A	N.A	202518
	MOTURU CHANDRA SEK HAR	ADM PM6920G	1	417974	0	0	417974	2.23	417974	0	417974	2.23	0	2.23	0	0	N.A	N.A	417974
	NARESH BHAVANJI CHHEDA	ADPPC4365E	1	292873	0	0	292873	1.56	292873	0	292873	1.56	0	1.56	0	0	N.A	N.A	292873
(b)	NBFCs Registered with RBI		1	25000	0	0	25000	0.13	25000	0	25000	0.13	0	0.13	0	0	N.A	N.A	25000
(c)	Eployess Trusts		0	0	0	0	0	0	0	0	0	0	0	0	0	0	N.A	N.A	0
(d)	Overseas Depositories (holding DRs) (balancing figure)		0	0	0	0	0	0	0	0	0	0	0	0	0	0	N.A	N.A	0
(e-i)	Non-Resident Indian (NRI) - Non Repatriable		69	380212	0	0	380212	2.02	380212	0	380212	2.02	0	2.02	0	0	N.A	N.A	320912
	KUNAL M DALAL	AABPD3848C	1	221200	0	0	221200	1.18	221200	0	221200	1.18	0	1.18	0	0	N.A	N.A	221200
(e-ii)	Non-Resident Indian (NRI) - Repatriable		68	113903	0	0	113903	0.61	113903	0	113903	0.61	0	0.61	0	0	N.A	N.A	113903
(e-iii)	Corporate Bodies		111	1696980	0	0	1696980	9.04	1696980	0	1696980	9.04	0	9.04	0	0	N.A	N.A	1693880
	NEWTECH STEWING PRECISION ENGINEERING PVT LTD	AACCN0635P	1	920762	0	0	920762	4.9	920762	0	920762	4.9	0	4.9	0	0	N.A	N.A	920762
	BULL INVESTMENTS (MADRAS) PVT LTD	AABCB9227C	1	232970	0	0	232970	1.24	232970	0	232970	1.24	0	1.24	0	0	N.A	N.A	232970
(e-iv)	Corporate Bodies - Foreign Bodies		0	0	0	0	0	0	0	0	0	0	0	0	0	0	N.A	N.A	0
(e-v)	Clearing Member		41	119115	0	0	119115	0.63	119115	0	119115	0.63	0	0.63	0	0	N.A	N.A	119115
(e-vi)	Corporate Bodies - OCB Non Repatriable		0	0	0	0	0	0	0	0	0	0	0	0	0	0	N.A	N.A	0
(e-vii)	Corporate Bodies - OCB Repatriable		0	0	0	0	0	0	0	0	0	0	0	0	0	0	N.A	N.A	0
(e-viii)	Foreign National - FN		0	0	0	0	0	0	0	0	0	0	0	0	0	0	N.A	N.A	0
(e-ix)	Trust		1	100	0	0	100	0	100	0	100	0	0	0	0	0	N.A	N.A	100
(e-x)	Qualified Foreign Investor - Individual		0	0	0	0	0	0	0	0	0	0	0	0	0	0	N.A	N.A	0
(e-xi)	Qualified Foreign Investor - Corporate		0	0	0	0	0	0	0	0	0	0	0	0	0	0	N.A	N.A	0
(e-xii)	Unclaimed Susp A/c		0	0	0	0	0	0	0	0	0	0	0	0	0	0	N.A	N.A	0
(e-xiii)	IEPF		1	176606	0	0	176606	0.94	176606	0	176606	0.94	0	0.94	0	0	N.A	N.A	176606
	Sub-Total(B)(3)		10405	15245013	0	0	15245013	81.17	15245013	0	15245013	81.17	0	81.17	0	0	N.A	N.A	15087884
	Total Public Shareholding (B)=(B)(1)+(B)(2)+(B)(3)		10406	15247913	0	0	15247913	81.18	15247913	0	15247913	81.18	0	81.18	0	0	N.A	N.A	15090784


GOLDSTONE TECHNOLOGIES

Chandan Reddy

Table IV - Statement showing shareholding pattern of the Non Promoter-Non Public Shareholder

Category & Name of the Shareholders (i)	PAN (ii)	No. of share holders (iii)	No. of fully paid up equity shares held (iv)	Partly paid-up equity shares held (v)	Nos. of shares underlying Depository Receipts (vi)	Total nos. shares held (vii) = iv+v+vi)	Share holding % calculated as per SCRR, 1957 As a % of (A+B+C2) (viii)	Number of Voting Rights held in each class of Securities (ix)				No. of Shares Underlying Outstanding convertible securities (including Warrants) (X)	Shareholding as a % assuming full conversion of convertible securities (as a percentage of diluted share capital) (xi)=(vii)+(x) as a % of A+B+C2	Number of Locked in shares (Xii)		Number of Shares pledged or otherwise encumbered (Xiii)		Number of equity shares held in dematerialized form (XIV)	
								No. of Voting Rights			Total as a % of Total Voting rights			No. (a)	As a % of total Shares held (b)	No. (a)	As a % of total shares held (b)		
								Class X*	Class Y	Total									
1 Custodian/DR Holder																			
(a) Custodian/DR Holder		0	0	0	0	0	N.A	0	0	0	0	0	0	0	0	0	N.A	N.A	0
Sub-Total(C)(1)		0	0	0	0	0	N.A	0	0	0	0	0	0	0	0	0	N.A	N.A	0
2 Employee Benefit Trust (under SEBI (Share based Employee Benefit Regulations, 2014)																			
(a) Employees Benefit Trust (Under SEBI (Share based Employee Benefit Regulations, 2014		0	0	0	0	0	0	0	0	0	0	0	0	0	0	0	N.A	N.A	0
Sub-Total(C)(2)		0	0	0	0	0	0	0	0	0	0	0	0	0	0	0	N.A	N.A	0
Total Non-Promoter-Non Public Shareholding (C)=(C)(1)+(C)(2)		0	0	0	0	0	0	0	0	0	0	0	0	0	0	0	N.A	N.A	0



 The stamp is circular with the text "GOLDSTONE TECHNOLOGIES LIMITED" around the perimeter and a star at the bottom. A handwritten signature is written across the stamp.