




**GOLDSTONE**  
**TECHNOLOGIES**

PEOPLE PROCESS TECHNOLOGY

- 1 Name of the Listed Entity : GOLDSTONE TECHNOLOGIES LIMITED
- 2 Scrip Code/Name of Scrip/Class of Security : /GOLDSTONE TECHNOLOGIES LIMITED/EQUITY
- 3 Share Holding Pattern Filed under : Reg.31(1)(a)/Reg.31(1)(b)/Reg.31(1)(c)
  - a. If under 31(1)(b) then indicate the report for Quarter ending : 31/12/2021
  - b. If under 31(1)(c) then indicate date of allotment/extinguishment
- 4 ISIN INE805A01014

5 Declaration: The Listed entity is required to submit the following declaration to the extent of submission of information :-

S.No	Particulars	*Yes	No*	Promoter and Promoter Group	Public Share Holders	Non Promoter- Non Public
1	Whether the Listed Entity has issued any partly paid up shares?		No	No	No	No
2	Whether the Listed Entity has issued any Convertible Securities?		No	No	No	No
3	Whether the Listed Entity has issued any Warrants?		No	No	No	No
4	Whether the Listed Entity has any shares against which depository receipts are issued?		No	No	No	No
5	Whether the Listed Entity has any shares in locked-in?	Yes		Yes	Yes	No
6	Whether any shares held by promoters are pledge or otherwise encumbered?		No	No	N.A	N.A
7	Whether company has equity shares with differential voting rights?		No	No	No	No
8	Whether the listed entity has any significant beneficial owner?		No		NA	



Registered Office :  
1<sup>st</sup> Floor, GNR's RV Insignia Building,  
Image Garden Road, Madhapur,  
Hyderabad, Telangana - 500 081.  
Phone : +91 40 66284999  
URL : [www.goldstonetech.com](http://www.goldstonetech.com)  
GSTIN : 36AAACG7478F1ZF  
CIN : L72200TG1994PLC017211  
E-mail Id : [acct.india@goldstonetech.com](mailto:acct.india@goldstonetech.com)

Table I - Summary Statement holding of specified securities

Category (i)	Category of shareholder (ii)	No. of share holders (iii)	No. of fully paid up equity shares held (iv)	No. of Partly paid-up equity shares held (v)	Nos. of shares underlying Depository Receipts (vi)	Total nos. shares held (vii = iv+v+vi)	Shareholding as a % of total no. of shares (calculated as per SCRR, 1957)(viii) As a % of (A+B+C2)	Number of Voting Rights held in each class of Securities (ix)				No. of Shares Underlying Outstanding convertible securities (including Warrants) (X)	Shareholding as a % assuming full conversion of convertible securities (as a percentage of diluted share capital) (xi)=(vii)+(x) as a % of (A+B+C2)	Number of Locked in shares (Xii)		Number of Shares pledged or otherwise encumbered (Xiii)		Number of equity shares held in dematerialized form (XIV)	
								No. of Voting Rights			Total as a % of (A+B+C)			No. (a)	As a % of total Shares held (b)	No. (a)	As a % of total shares held (b)		
								Class eg: X*	Class eg: Y	Total									
(A)	Promoter & Promoter Group	4	18634698	0	0	18634698	53.89	18634698	0	18634698	53.89	0	53.89	18519872	99.38	0	0	18634698	
(B)	Public	17002	15947368	0	0	15947368	46.11	15947368	0	15947368	46.11	0	46.11	700000	4.39	N.A	N.A	15791639	
(C)	Non Promoter-Non Public						N.A												0
(C1)	Shares underlying DRs	0	0	0	0	0	0	0	0	0	0	0	0	0	0	N.A	N.A		0
(C2)	Shares held by Employee Trusts	0	0	0	0	0	0	0	0	0	0	0	0	0	0	N.A	N.A		0
	<b>Total</b>	<b>17006</b>	<b>34582066</b>	<b>0</b>	<b>0</b>	<b>34582066</b>	<b>100</b>	<b>34582066</b>	<b>0</b>	<b>34582066</b>	<b>100</b>	<b>0</b>	<b>100</b>	<b>19219872</b>	<b>55.58</b>	<b>0</b>	<b>0</b>	<b>34426337</b>	

*[Handwritten Signature]*  



Category & Name of the Shareholders (i)	Entity type i.e. promoter OR promoter group entity (except promoter)	PAN (ii)	No. of share holders (iii)	No. of fully paid up equity shares held (iv)	Partly paid-up equity shares held (v)	Nos. of shares underlying Depository Receipts (vi)	Total nos. shares held (vii = iv+v+vi)	Share holding % calculated as per SCRR, 1957 As a % of (A+B+C2) (viii)	Number of Voting Rights held in each class of Securities (ix)			No. of Shares Underlying Outstanding convertible securities (including Warrants) (X)	Shareholding as a % assuming full conversion of convertible securities (as a percentage of diluted share capital) (xi)=(vii)+(x) as a % of A+B+C2	Number of Locked in shares (Xii)		Number of Shares pledged or otherwise encumbered (Xiii)		Number of equity shares held in dematerialized form (XIV)	
									No. of Voting Rights					Total as a % of Total Voting rights	No. (a)	As a % of total Shares held (b)	No. (a)		As a % of total shares held (b)
									Class X*	Class Y	Total								
<b>1 Indian</b>																			
(a) Individuals/Hindu undivided Family			2	114281	0	0	114281	0.33	114281	0	114281	0.33	0	0.33	0	0	0	0	114281
L P SASHI KUMAR	Promoter	AAQP5413N	1	757	0	0	757	0	757	0	757	0	0	0	0	0	0	0	757
L PREETHA PRIYADARSHINI	Promoter	AAUPB09Q	1	113524	0	0	113524	0.33	113524	0	113524	0.33	0	0.33	0	0	0	0	113524
Central Government/ State Government(s)			0	0	0	0	0	0	0	0	0	0	0	0	0	0	0	0	0
(c) Financial Institutions/Banks			0	0	0	0	0	0	0	0	0	0	0	0	0	0	0	0	0
(d-i) Corporate Bodies			2	18520417	0	0	18520417	53.55	18520417	0	18520417	53.55	0	53.55	18519872	100	0	0	18520417
LIPL GOLDSTONE TECHNOLOGIES PREF ALLOTMENT ESCROW DEMAT ACCOUNT		AAAC6478F	1	15100000	0	0	15100000	43.66	15100000	0	15100000	43.66	0	43.66	15100000	100	0	0	15100000
TRINITY INFRAVENTURES LIMITED	Promoter	AABC937G	1	3420417	0	0	3420417	9.89	3420417	0	3420417	9.89	0	9.89	3419872	99.98	0	0	3420417
(d-ii) Corporate Bodies - Group Company			0	0	0	0	0	0	0	0	0	0	0	0	0	0	0	0	0
(d-iii) Trust/ Promoter			0	0	0	0	0	0	0	0	0	0	0	0	0	0	0	0	0
(d-iv) Directors/Promoters & their Relatives & Friends			0	0	0	0	0	0	0	0	0	0	0	0	0	0	0	0	0
Sub-Total(A)(1)			4	18634698	0	0	18634698	53.89	18634698	0	18634698	53.89	0	53.89	18519872	99.38	0	0	18634698
<b>2 Foreign</b>																			
(a) Individuals(Non-Resident Individuals/ Foreign Individuals)			0	0	0	0	0	0	0	0	0	0	0	0	0	0	0	0	0
(b) Government			0	0	0	0	0	0	0	0	0	0	0	0	0	0	0	0	0
(c) Institutions			0	0	0	0	0	0	0	0	0	0	0	0	0	0	0	0	0
(d) Foreign Portfolio Investor			0	0	0	0	0	0	0	0	0	0	0	0	0	0	0	0	0
(f-i) Corporate Bodies - Foreign Body			0	0	0	0	0	0	0	0	0	0	0	0	0	0	0	0	0
(f-ii) Corporate Bodies - OCB Non Repatriable			0	0	0	0	0	0	0	0	0	0	0	0	0	0	0	0	0
(f-iii) Corporate Bodies - OCB Repatriable			0	0	0	0	0	0	0	0	0	0	0	0	0	0	0	0	0
(f-iv) Foreign Institutional Investor (FII) - Others			0	0	0	0	0	0	0	0	0	0	0	0	0	0	0	0	0
(f-v) Foreign Institutional Investor (FII) - DR			0	0	0	0	0	0	0	0	0	0	0	0	0	0	0	0	0
(f-vi) Bank - Foreign Bank			0	0	0	0	0	0	0	0	0	0	0	0	0	0	0	0	0
(f-vii) Trust			0	0	0	0	0	0	0	0	0	0	0	0	0	0	0	0	0
Sub-Total(A)(2)			0	0	0	0	0	0	0	0	0	0	0	0	0	0	0	0	0
Total shareholding of Promoter and Promoter Group (A)=(A)(1)+(A)(2)			4	18634698	0	0	18634698	53.89	18634698	0	18634698	53.89	0	53.89	18519872	99.38	0	0	18634698





Table III - Statement showing shareholding pattern of the Public shareholder

Category & Name of the Shareholders (i)	PAN (ii)	No. of share holders (iii)	No. of fully paid up equity shares held (iv)	Partly paid-up equity shares held (v)	Nos. of shares underlying Depository Receipts (vi)	Total nos. shares held (vii = iv+v+vi)	Share holding % calculated as per SCRR, 1957 As a % of (A+B+C2) (viii)	Number of Voting Rights held in each class of Securities (ix)				No. of Shares Underlying Outstanding convertible securities (including Warrants) (x)	Shareholding as a % assuming full conversion of convertible securities (as a percentage of diluted share capital) (xi)=(vii)+(x) as a % of A+B+C2	Number of Locked in shares (Xii)		Number of Shares pledged or otherwise encumbered (Xiii)		Number of equity shares held in dematerialized form (XIV)	
								No. of Voting Rights			Total as a % of Total Voting rights			No. (a)	As a % of total Shares held (b)	No. (a)	As a % of total shares held (b)		
								Class X*	Class Y	Total									
<b>1 Institutions</b>																			
(a) Mutual Funds		0	0	0	0	0	0	0	0	0	0	0	0	0	0	0	N.A	N.A	0
(b) Venture Capital Funds		0	0	0	0	0	0	0	0	0	0	0	0	0	0	0	N.A	N.A	0
(c) Alternate Investment Funds		0	0	0	0	0	0	0	0	0	0	0	0	0	0	0	N.A	N.A	0
(d) Foreign Venture Capital Investors		0	0	0	0	0	0	0	0	0	0	0	0	0	0	0	N.A	N.A	0
(e) Foreign Portfolio Investor		0	0	0	0	0	0	0	0	0	0	0	0	0	0	0	N.A	N.A	0
(f) Financial Institutions/Banks		1	2900	0	0	2900	0.01	2900	0	2900	0.01	0	0.01	0	0	0	N.A	N.A	2900
(g) Insurance Companies		0	0	0	0	0	0	0	0	0	0	0	0	0	0	0	N.A	N.A	0
(h) Provident Funds/ Pension Funds		0	0	0	0	0	0	0	0	0	0	0	0	0	0	0	N.A	N.A	0
(i-i) Bank - Foreign Bank		0	0	0	0	0	0	0	0	0	0	0	0	0	0	0	N.A	N.A	0
(i-ii) Foreign Institutional Investors		0	0	0	0	0	0	0	0	0	0	0	0	0	0	0	N.A	N.A	0
<b>Sub-Total(B)(1)</b>		<b>1</b>	<b>2900</b>	<b>0</b>	<b>0</b>	<b>2900</b>	<b>0.01</b>	<b>2900</b>	<b>0</b>	<b>2900</b>	<b>0.01</b>	<b>0</b>	<b>0.01</b>	<b>0</b>	<b>0</b>	<b>0</b>	<b>N.A</b>	<b>N.A</b>	<b>2900</b>
<b>2 Government(s)/President of India</b>																			
(a) Central Government/State Government(s)/ President of India		0	0	0	0	0	0	0	0	0	0	0	0	0	0	0	N.A	N.A	0
<b>Sub-Total(B)(2)</b>		<b>0</b>	<b>0</b>	<b>0</b>	<b>0</b>	<b>0</b>	<b>0</b>	<b>0</b>	<b>0</b>	<b>0</b>	<b>0</b>	<b>0</b>	<b>0</b>	<b>0</b>	<b>0</b>	<b>0</b>	<b>N.A</b>	<b>N.A</b>	<b>0</b>
<b>3 Non-Institutions</b>																			
(a-i) i. Individual shareholders holding nominal share capital up to Rs.2 lakhs		16564	7116563	0	0	7116563	20.58	7116563	0	7116563	20.58	0	20.58	0	0	0	N.A	N.A	7022234
(a-ii) ii. Individual shareholders holding nominal share capital excess Rs.2 lakhs		82	6229602	0	0	6229602	18.01	6229602	0	6229602	18.01	0	18.01	700000	11.24	0	N.A	N.A	6229602
	AELPV6536R	1	411534	0	0	411534	1.19	411534	0	411534	1.19	0	1.19	0	0	0	N.A	N.A	411534
	SRINIVAS PAGADALA	1	700000	0	0	700000	2.02	700000	0	700000	2.02	0	2.02	700000	100	0	N.A	N.A	700000
	MOJURU CHANDRA SEKHAR	1	417974	0	0	417974	1.21	417974	0	417974	1.21	0	1.21	0	0	0	N.A	N.A	417974
(b) NBFCs Registered with RBI		1	22500	0	0	22500	0.07	22500	0	22500	0.07	0	0.07	0	0	0	N.A	N.A	22500
(c) Employee Trusts		0	0	0	0	0	0	0	0	0	0	0	0	0	0	0	N.A	N.A	0
(d) Overseas Depositories (holding DRs) (balancing figure)		0	0	0	0	0	0	0	0	0	0	0	0	0	0	0	N.A	N.A	0
(e-i) Non-Resident Indian (NRI) - Non Repatriable		76	357291	0	0	357291	1.03	357291	0	357291	1.03	0	1.03	0	0	0	N.A	N.A	298991
(e-ii) Non-Resident Indian (NRI) - Repatriable		89	148141	0	0	148141	0.43	148141	0	148141	0.43	0	0.43	0	0	0	N.A	N.A	148141
(e-iii) Corporate Bodies		118	1602477	0	0	1602477	4.63	1602477	0	1602477	4.63	0	4.63	0	0	0	N.A	N.A	1599377
	NEWTECH STEWING PRECISION ENGINEERING PVT LTD	1	920762	0	0	920762	2.66	920762	0	920762	2.66	0	2.66	0	0	0	N.A	N.A	920762
(e-iv) Corporate Bodies - Foreign Bodies		0	0	0	0	0	0	0	0	0	0	0	0	0	0	0	N.A	N.A	0



(e-ix)	Clearing Member	69	291188	0	0	291188	0.84	291188	0	291188	0.84	0	0.84	0	0	N.A	N.A	291188
(e-v)	Corporate Bodies - OCB Non Repatriable	0	0	0	0	0	0	0	0	0	0	0	0	0	0	N.A	N.A	0
(e-vi)	Corporate Bodies - OCB Repatriable	0	0	0	0	0	0	0	0	0	0	0	0	0	0	N.A	N.A	0
(e-vii)	Foreign National - FN	0	0	0	0	0	0	0	0	0	0	0	0	0	0	N.A	N.A	0
(e-viii)	Trust	1	100	0	0	100	0	100	0	100	0	0	0	0	0	N.A	N.A	100
(e-x)	Qualified Foreign Investor - Individual	0	0	0	0	0	0	0	0	0	0	0	0	0	0	N.A	N.A	0
(e-xi)	Qualified Foreign Investor - Corporate	0	0	0	0	0	0	0	0	0	0	0	0	0	0	N.A	N.A	0
(e-xii)	Unclaimed Susp A/c	0	0	0	0	0	0	0	0	0	0	0	0	0	0	N.A	N.A	0
(e-xiii)	IEPF	1	176606	0	0	176606	0.51	176606	0	176606	0.51	0	0.51	0	0	N.A	N.A	176606
	<b>Sub-Total(B)(3)</b>	<b>17001</b>	<b>15944468</b>	<b>0</b>	<b>0</b>	<b>15944468</b>	<b>46.11</b>	<b>15944468</b>	<b>0</b>	<b>15944468</b>	<b>46.11</b>	<b>0</b>	<b>46.11</b>	<b>700000</b>	<b>4.39</b>	<b>N.A</b>	<b>N.A</b>	<b>15788739</b>
	<b>Total Public Shareholding (B)=(B)(1)+(B)(2)+(B)(3)</b>	<b>17002</b>	<b>15947368</b>	<b>0</b>	<b>0</b>	<b>15947368</b>	<b>46.11</b>	<b>15947368</b>	<b>0</b>	<b>15947368</b>	<b>46.11</b>	<b>0</b>	<b>46.11</b>	<b>700000</b>	<b>4.39</b>	<b>N.A</b>	<b>N.A</b>	<b>15791639</b>




Table IV - Statement showing shareholding pattern of the Non Promoter-Non Public Shareholder

Category & Name of the Shareholders (i)	PAN (ii)	No. of share holders (iii)	No. of fully paid up equity shares held (iv)	Partly paid-up equity shares held (v)	Nos. of shares underlying Depository Receipts (vi)	Total nos. shares held (vii = iv+v+vi)	Share holding % calculated as per SCRR, 1957 As a % of (A+B+C2) (viii)	Number of Voting Rights held in each class of Securities (ix)				No. of Shares Underlying Outstanding convertible securities (including Warrants) (x)	Shareholding as a % assuming full conversion of convertible securities (as a percentage of diluted share capital) (xi) = (vii) + (x) as a % of A+B+C2	Number of Locked in shares (Xii)		Number of Shares pledged or otherwise encumbered (Xiii)		Number of equity shares held in dematerialized form (XIV)	
								No. of Voting Rights			Total as a % of Total Voting rights			No. (a)	As a % of total Shares held (b)	No. (a)	As a % of total shares held (b)		
								Class X*	Class Y	Total									
1 Custodian/DR Holder																			
(a) Custodian/DR Holder		0	0	0	0	0	N.A	0	0	0	0	0	0	0	0	0	N.A	N.A	0
Sub-Total(C)(1)		0	0	0	0	0	N.A	0	0	0	0	0	0	0	0	0	N.A	N.A	0
2 Employee Benefit Trust (under SEBI (Share based Employee Benefit Regulations, 2014)																			
(a) Employees Benefit Trust (Under SEBI (Share based Employee Benefit) Regulations, 2014		0	0	0	0	0	0	0	0	0	0	0	0	0	0	0	N.A	N.A	0
Sub-Total(C)(2)		0	0	0	0	0	0	0	0	0	0	0	0	0	0	0	N.A	N.A	0
Total Non-Promoter-Non Public Shareholding (C)=(C)(1)+(C)(2)		0	0	0	0	0	0	0	0	0	0	0	0	0	0	0	N.A	N.A	0

*Asokulohy*