



Annexure - I

Format of holding of specified securities

- 1 Name of the Listed Entity : GOLDSTONE TECHNOLOGIES LIMITED
- 2 Scrip Code/Name of Scrip/Class of Security : 531439/GOLDSTONE TECHNOLOGIES LIMITED/EQUITY
- 3 Share Holding Pattern Filed under : Reg.31(1)(a)/Reg.31(1)(b)/Reg.31(1)(c)
 - a. If under 31(1)(b) then indicate the report for Quarter ending : 31/03/2023
 - b. If under 31(1)(c) then indicate date of allotment/extinguishment
- 4 Isin INE805A01014


5 Declaration: The Listed entity is required to submit the following declaration to the extent of submission of information :-

Particulars	*Yes		Promoter and Promoter Group	Public Share Holders	Non Promoter-Non Public
	Yes	No			
1 Whether the Listed Entity has issued any partly paid up shares?	No	No	No	No	No
2 Whether the Listed Entity has issued any Convertible Securities?	No	No	No	No	No
3 Whether the Listed Entity has issued any Warrants?	No	No	No	No	No
4 Whether the Listed Entity has any shares against which depository receipts are issued?	No	No	No	No	No
5 Whether the Listed Entity has any shares in locked-in?	Yes	No	Yes	No	No
6 Whether any shares held by promoters are pledged or otherwise encumbered?	No	No	No	N.A	N.A
7 Whether company has equity shares with differential voting rights?	No	No	No	No	No
8 Whether the listed entity has any significant beneficial owner?					

Note1 :- We did not fill significant beneficiary owner status, because we did not get any information from your side in this regard. Kindly send us the details to update the same at our end.

Note2 :- Data against Table-III Sl.No 4(a),4(b),4(c),4(d),4(e),Column XV, Table-IV Sl.no 2,Table-VI was provided based on inputs given from your side. Please check

Registered Office :
9th Floor, Block 1, My Home Hub,
HITECH CITY, MADHAPUR,
HYDERABAD, TELANGANA - 500 081.
Phone : +91 40 66284999
URL : www.goldstonetech.com
GSTIN : 36AAACG7478F1ZF
CIN : L72200TG1994PLC017211
E-mail Id : corporate@goldstonetech.com





GOLDSTONE TECHNOLOGIES

PEOPLE


PROCESS

Number of equity shares held in dematerialized form (XIV)

Table I - Summary Statement holding of specified securities

Category of shareholder (i)	No. of share holders (iii)	No. of fully paid up equity shares held (iv)	No. of Partly paid-up equity shares held (v)	Nos. of shares underlying Depository Receipts (vi)	Total nos. shares held (vii = iv+v+vi)	Shareholding as a % of total no. of shares (calculated as per SCRR, 1957)(viii) As a % of (A+B+CZ)	Number of Voting Rights held in each class of Securities (ix)			No. of Shares Underlying Outstanding convertible securities of diluted share capital (including (xi)=(vii)+(x) Warrants) (X)	Shareholding as a % assuming full conversion of convertible securities (as a percentage of diluted share capital) (xi)=(vii)+(x) as a % of (A+B+CZ)	Number of Locked in shares (Xii)		Number of Shares pledged or otherwise encumbered (Xiii)	Number of equity shares held in dematerialized form (XIV)
							Class eg: X*	Class eg: Y	Total			Total as a % of (A+B+C)	No. (a)		
(A) Promoter & Promoter Group	3	18634698	0	0	18634698	53.89	18634698	0	0	18634698	53.89	6916414	37.12	0	18634698
(B) Public	15863	15947368	0	0	15947368	46.11	15947368	0	0	15947368	46.11	0	0	0	15795739
(C) Non Promoter-Non Public	0	0	0	0	0	N.A	0	0	0	0	0	0	0	0	0
(C1) Shares underlying DRs	0	0	0	0	0	0	0	0	0	0	0	0	0	0	0
(C2) Shares held by Employee Trusts	0	0	0	0	0	0	0	0	0	0	0	0	0	0	0
Total	16866	34582066	0	0	34582066	100	34582066	0	0	34582066	100	6916414	20	0	34430437

*X = Equity





GOLDSTONE

PEOPLE

TECHNOLOGIES LIMITED
EQUITY SHARES
Held in
dematerialized
form (XV)
ES

Table II - Statement showing shareholding pattern of the Promoter and Promoter Group

Category & Name of the Shareholders (i)	No. of share holders (iii)	No. of fully paid up equity shares held (iv)	Partly paid up equity shares held (v)	Nos. of shares underlying Depository Receipts (vi)	Total nos. shares held (vii) = (iv)+(vi)	Share holding % calculated as per SCRR, 1957 As a % of (A+B+C2) (viii)	Number of Voting Rights held in each class of securities (ix)		Total as a % of Total Voting rights	No. of Shares Underlying Outstanding convertible securities (including Warrants) (X)	Shareholding as a % assuming full conversion of convertible securities (as a percentage of diluted share capital) (xi) = (xii)/(x) as a % of A+B+C2	Number of Locked in shares (Xii)		Number of Shares pledged or otherwise encumbered (Xiii)		Number of equity shares held in dematerialized form (XV)
							Class X*	Class Y				No. (a)	As a % of total Shares held (b)	No. (a)	As a % of total shares held (b)	
1 Indian																
(a) Individuals/Hindu undivided Family	2	114281	0	0	114281	0.33	114281	0	0.33	0	0	0	0	0	0	114281
LP SASHI KUMAR	1	757	0	0	757	0	757	0	0	0	0	0	0	0	0	757
L PREETHA PRIVADARSHINI	1	113524	0	0	113524	0.33	113524	0	0.33	0	0	0	0	0	0	113524
Central Government/ State	0	0	0	0	0	0	0	0	0	0	0	0	0	0	0	0
(b) Government(s)	0	0	0	0	0	0	0	0	0	0	0	0	0	0	0	0
(c) Financial Institutions/Banks	0	0	0	0	0	0	0	0	0	0	0	0	0	0	0	0
(d-i) Corporate Bodies	1	18520417	0	0	18520417	53.55	18520417	0	53.55	0	53.55	6916414	37.34	0	0	18520417
TRINITY INFRAVENTURES LIMITED	1	18520417	0	0	18520417	53.55	18520417	0	53.55	0	53.55	6916414	37.34	0	0	18520417
(d-ii) Corporate Bodies - Group Company	0	0	0	0	0	0	0	0	0	0	0	0	0	0	0	0
(d-iii) Trust/ Promoter	0	0	0	0	0	0	0	0	0	0	0	0	0	0	0	0
(d-iv) Directors/Promoters & their Relatives & Friends	0	0	0	0	0	0	0	0	0	0	0	0	0	0	0	0
(v) Sub-Total(A)(1)	3	18634698	0	0	18634698	53.89	18634698	0	53.89	0	53.89	6916414	37.12	0	0	18634698
2 Foreign																
(a) Individuals(Non-Resident Individuals/ Foreign Individuals)	0	0	0	0	0	0	0	0	0	0	0	0	0	0	0	0
(b) Government	0	0	0	0	0	0	0	0	0	0	0	0	0	0	0	0
(c) Institutions	0	0	0	0	0	0	0	0	0	0	0	0	0	0	0	0
(d) Foreign Portfolio Investor	0	0	0	0	0	0	0	0	0	0	0	0	0	0	0	0
(f-i) Corporate Bodies - Foreign Body	0	0	0	0	0	0	0	0	0	0	0	0	0	0	0	0
(f-ii) Corporate Bodies - OC3 Non Repatriable	0	0	0	0	0	0	0	0	0	0	0	0	0	0	0	0
(f-iii) Corporate Bodies - OCB Repatriable	0	0	0	0	0	0	0	0	0	0	0	0	0	0	0	0
(f-iv) Foreign Institutional Investor (FII) - Others	0	0	0	0	0	0	0	0	0	0	0	0	0	0	0	0
(f-v) Foreign Institutional Investor (FII) - DR	0	0	0	0	0	0	0	0	0	0	0	0	0	0	0	0
(f-vi) Bank - Foreign Bank	0	0	0	0	0	0	0	0	0	0	0	0	0	0	0	0
(f-vii) Trust	0	0	0	0	0	0	0	0	0	0	0	0	0	0	0	0
(viii) Sub-Total(A)(2)	0	0	0	0	0	0	0	0	0	0	0	0	0	0	0	0
Total shareholding of Promoter and Promoter Group (A)=(A)(1)+(A)(2)	3	18634698	0	0	18634698	53.89	18634698	0	53.89	0	53.89	6916414	37.12	0	0	18634698

*X = Equity





GOLDSTONE

TECHNOLOGIES


PEOPLE

PROCESSES

TECHNOLOGY

Table III - Statement showing shareholding pattern of the Public shareholder

Category & Name of the Shareholders (i)	PAN (ii)	No. of share holders (iii)	No. of fully paid up equity shares held (iv)	Partly paid up equity shares held (v)	Nos. of shares underlying Depository Receipts (vi)	Total nos. shares held (vii) = (iv+vi)	Share holding % calculate as per SCRR, 1957 As a % of (A+B+C2) (viii)	Number of Voting Rights held in each class of Securities (ix)			No. of Shares Underlying Outstanding convertible securities (including Warrants) (x)	Shareholding as a % assuming full conversion of convertible securities (as a percentage of diluted share capital) (xi) = (xii)/(vii)(x)	Number of Locked in shares (xii)		Number of Shares pledged or otherwise encumbered (xiii)		Number of equity shares held in dematerialized form (xiv)	Sub-Categorization of shares held	
								Class X*	Class Y	Total			As a % of total Shares held (b)	No. (a)	As a % of total shares held (b)	Sub Category (i)		Sub Category (ii)	
																			No. (a)
1 Institutions (Domestic)																			
(a) Mutual Funds		0	0	0	0	0	0	0	0	0	0	0	0	0	0	0	0	0	0
(b) Venture Capital Funds		0	0	0	0	0	0	0	0	0	0	0	0	0	0	0	0	0	0
(c) Alternate Investment Funds		0	0	0	0	0	0	0	0	0	0	0	0	0	0	0	0	0	0
(d) Banks		1	2900	0	0	2900	0.01	0	0	0	0	0	0	0	0	0	0	0	2900
(e) Insurance Companies		0	0	0	0	0	0	0	0	0	0	0	0	0	0	0	0	0	0
(f) Provident/Pension Funds		0	0	0	0	0	0	0	0	0	0	0	0	0	0	0	0	0	0
(g) Asset Reconstruction Companies		0	0	0	0	0	0	0	0	0	0	0	0	0	0	0	0	0	0
(h) Sovereign Wealth Funds		0	0	0	0	0	0	0	0	0	0	0	0	0	0	0	0	0	0
(i) NEFCs Registered with RBI		1	17500	0	0	17500	0.05	0	0	0	0	0	0	0	0	0	0	0	17500
(j) Other Financial Institutions		0	0	0	0	0	0	0	0	0	0	0	0	0	0	0	0	0	0
(k) Any Other (Specify)		0	0	0	0	0	0	0	0	0	0	0	0	0	0	0	0	0	0
(l) Sub-Total (B)(1)		2	20400	0	0	20400	0.06	0	0	0	0	0	0	0	0	0	0	0	20400
2 Institutions (Foreign)																			
(a) Foreign Direct Investment		0	0	0	0	0	0	0	0	0	0	0	0	0	0	0	0	0	0
(b) Foreign Venture Capital Investors		0	0	0	0	0	0	0	0	0	0	0	0	0	0	0	0	0	0
(c) Sovereign Wealth Funds		0	0	0	0	0	0	0	0	0	0	0	0	0	0	0	0	0	0
(d) Foreign Portfolio Investors Category I		0	0	0	0	0	0	0	0	0	0	0	0	0	0	0	0	0	0
(e) Foreign Portfolio Investors Category II		0	0	0	0	0	0	0	0	0	0	0	0	0	0	0	0	0	0
(f) Overseas Depositories (holding DRs) (balancing figure)		0	0	0	0	0	0	0	0	0	0	0	0	0	0	0	0	0	0
(g) Any Other (Specify)		0	0	0	0	0	0	0	0	0	0	0	0	0	0	0	0	0	0
(g-1) Foreign Portfolio Investors Category III		0	0	0	0	0	0	0	0	0	0	0	0	0	0	0	0	0	0
(g-2) Foreign Institutional Investors		0	0	0	0	0	0	0	0	0	0	0	0	0	0	0	0	0	0
(g-3) Bank - Foreign Bank		0	0	0	0	0	0	0	0	0	0	0	0	0	0	0	0	0	0
(g-4) Qualified Foreign Investor - Corporate		0	0	0	0	0	0	0	0	0	0	0	0	0	0	0	0	0	0
(g-5) Corporate Bodies - Foreign Bodies		0	0	0	0	0	0	0	0	0	0	0	0	0	0	0	0	0	0
(g-6) Sub-Total (B)(2)		0	0	0	0	0	0	0	0	0	0	0	0	0	0	0	0	0	0
3 Government(s)																			
(a) Central Government/President of India		0	0	0	0	0	0	0	0	0	0	0	0	0	0	0	0	0	0
(b) State Government / Governor		0	0	0	0	0	0	0	0	0	0	0	0	0	0	0	0	0	0
(c) Shareholding by Companies or Bodies Corporate where Central / State Government is a promoter		0	0	0	0	0	0	0	0	0	0	0	0	0	0	0	0	0	0
(d) Sub-Total (B)(3)		0	0	0	0	0	0	0	0	0	0	0	0	0	0	0	0	0	0
4 Non-Institutions																			
(a) Associate companies/Subsidiaries		0	0	0	0	0	0	0	0	0	0	0	0	0	0	0	0	0	0





PEOPLE

PROCESS

TECHNOLOGY

Table IV - Statement showing shareholding pattern of the Non Promoter-Non Public Shareholder

Category & Name of the Shareholders (i)	PAN (ii)	No. of share holders (iii)	No. of fully paid up equity shares held (iv)	partly paid-up equity shares held (v)	Nos. of shares underlying Depository Receipts (vi)	Total nos. shares held (vii) = iv+v+vi	Share holding % calculated as per SCRR, 1957 As a % of (A+B+C2) (viii)	Number of Voting Rights held in each class of Securities (ix)			No. of Shares Underlying Outstanding convertible securities (including Warrants) (x)		Shareholding as a % assuming full conversion of convertible securities as a percentage of diluted share capital (xi)=(viii)+(x) as a % of A+B+C2	Number of Locked in shares (xii)		Number of Shares pledged or otherwise encumbered (xiii)		Number of equity shares held in dematerialized form (xiv)
								Class X*	Class Y	Total	Total as a % of Total Voting rights	No. (a)		As a % of total Shares held (b)	No. (a)	As a % of total Shares held (b)		
																	Class X*	
1. Custodian/DR Holder		0	0	0	0	0	N/A	0	0	0	0	0	0	0	0	0	0	
a) Sub-Total(C1)		0	0	0	0	0	N/A	0	0	0	0	0	0	0	0	0	0	
2. Employees Benefit Trust (Under SEBI (Share based Employee Benefit) Regulations, 2014.		0	0	0	0	0	N/A	0	0	0	0	0	0	0	0	0	0	
a) Employees Benefit Trust (Under SEBI (Share based Employee Benefit) Regulations, 2014		0	0	0	0	0	0	0	0	0	0	0	0	0	0	0	0	
Employees Benefit Trust/Employee Welfare Trust under SEBI (Share based Employee Benefits and sweat equity) Regulations, 2012		0	0	0	0	0	0	0	0	0	0	0	0	0	0	0	0	
b) Sub-Total(C2)		0	0	0	0	0	0	0	0	0	0	0	0	0	0	0	0	
Total Non-Promoter-Non Public Shareholding (C)=(C1)+(C2)		0	0	0	0	0	0	0	0	0	0	0	0	0	0	0	0	

*X = Equity





Annexure B
Table VI-Statement Showing foreign Ownership limits

	Benpos Date	Board approved limits	Limits Utilized
As on shareholding date			
As on the end of previous 1st quarter			
As on the end of previous 2nd quarter			
As on the end of previous 3rd quarter			
As on the end of previous 4th quarter			

Note to company :- Where ever Dates and limits not shown in above table (i.e Appearing as Blank cells but not zeros), It indicates that Either Company has not provided the Foreign Ownership data to R.T.A till now / This sheet is not applicable to the company as informed by company earlier

